

# ÍNDICE

<b>SISTEMA ALIMENTACIÓN Y FILTRACIÓN</b>	<b>PÁG</b>
BOMBAS DE COMBUSTIBLES MANUALES	270
BOMBAS DE COMBUSTIBLES ELÉCTRICA	291
BRACKETS Y FILTROS COMBUSTIBLE	271
CABLES ACELERADOR	281
CONECTORES Y MANGUERAS COMBUSTIBLE	271
FILTROS DE COMBUSTIBLE	272
KIT DE CARBURADOR	291
MEMBRANAS BOMBAS COMBUSTIBLE	291
<b>SISTEMA ELÉCTRICO</b>	<b>PÁG</b>
DESCONECTADORES DE SEGURIDAD	281
MOTORES DE ARRANQUE	278
MOTORES DE TRIM Y POWER TRIM	279
REGULADORES Y RECTIFICADORES	280
<b>SISTEMA DE ENCENDIDO</b>	<b>PÁG</b>
BOBINAS	280
LLAVES DE ARRANQUE	281
BUJIAS CHAMPION	283
BUJIAS NGK	283
<b>SISTEMA DE REFRIGERACIÓN</b>	<b>PÁG</b>
CUERPOS BOMBA DE AGUA	293
IMPULSORES	292
KIT REPARACIÓN BOMBA DE AGUA	293
JUNTAS DE COLA	294
KIT JUNTAS Y RETENES	295
<b>PARTES DE MOTOR</b>	<b>PÁG</b>
DESPIECE DE MOTOR (2 TIEMPOS )	284
JUNTAS BASE DE MOTOR	288
JUNTAS COLECTOR Y CARTER	288
JUNTAS CULATÍN	287
JUNTAS DE CULATA	286
GUÍA JUNTAS DE CULATA	287
JUNTAS ESCAPE	289
PISTONES, AROS, RODAMIENTOS Y BULONES	285
BIELAS	285
CIGÜEÑAL	286
<b>COLAS Y COMPONENTES</b>	<b>PÁG</b>
ÁNODOS ZINC Y ALUMINIO	275
RETENES ACEITE	289
HÉLICES Y GUÍA DE APLICACIÓN	301
FILTROS ACEITE	275
GUÍA FILTROS ACEITE	275
GUÍA PIEZAS COLA	297
<b>GUÍA DE MANTENIMIENTO</b>	<b>298</b>

## TABLE OF CONTENTS

<b>FUEL &amp; FILTRATION SYSTEM</b>	<b>PAGE</b>
PRIMER FUEL PUMP	270
ELECTRIC FUEL PUMP	291
BRACKETS & FUEL FILTERS	291
THROTTLE CABLE	281
HOSES & FUEL FITTINGS	271
FUEL FILTERS	272
CARBURETOR KIT	291
DIAFRAGM FUEL PUMP	291
<b>ELECTRIC SYSTEM</b>	<b>PAGE</b>
CUT OFF SWITCHES	281
STARTERS	278
TRIM & POWER TRIM	279
REGULATOR & RECTIFIERS	280
<b>IGNITION SYSTEM</b>	<b>PAGE</b>
COILS	280
IGNITION STARTER SWITCH	281
CHAMPION SPARK PLUGS	283
NGK SPARK PLUGS	283
<b>COOLING SYSTEM</b>	<b>PAGE</b>
WATER PUMP HOUSING	293
IMPELLERS	292
WATER PUMP SERVICE KITS	293
DRIVE GASKET	294
LOWER UNIT SEAL KITS	295
<b>ENGINE PARTS</b>	<b>PAGE</b>
ENGINE PARTS (2 STROKE)	284
GASKET ENGINE HOLDER	288
GASKET COLLECTOR & OIL PAN	288
GASKETS, HEAD COVER	287
GASKETS CYLINDER HEAD	286
GASKET CYLINDER GUIDE	287
EXHAUST GASKET	289
PISTONS, RINGS, PINS & BEARINGS	285
CONNECTING ROD	285
CRANKSHAFT	286
<b>UNIT DRIVES &amp; COMPONENTS</b>	<b>PAGE</b>
ZINC & ALUMINIUM ANODES	275
OIL SEALS	289
PROPELLERS & APPLICATION GUIDE	301
OIL FILTER	275
OIL FILTER GUIDE	275
COMPLETE GEARCASE ASSEMBLY	297
<b>MAINTENANCE GUIDE</b>	<b>298</b>

## INDICE

<b>SISTEMA DI ALIMENTAZIONE E FILTRAZIONE</b>	<b>PAGINA</b>
POMPE DI CARBURANTE MANUALE	270
POMPE DI CARBURANTE ELETTRICHE	291
BRACKETS E FILTRO COMBUSTIBILE	291
CAVO ACCELERATOR	281
ATTACCO E TUBO BENZINA	271
FILTRI BENZINA	272
KIT CARBURATORE	291
MEMBRANA POMPA BENZINA	291
<b>SISTEMA ELETTRICO</b>	<b>PAGINA</b>
CHIAVETTA DI SICUREZZA	281
MOTORINI AVVIAMENTO	278
MOTORINI TRIM E TRIM POWER	279
REGOLATORI E RADRIZZATORI	280
<b>SISTEMA DI ACCENSIONE</b>	<b>PAGINA</b>
BOBINE	280
CHIAVI DI ACCENSIONE	281
CANDELE CHAMPION	283
CANDELE NGK	283
<b>SISTEMA DI RAFFREDDAMENTO</b>	<b>PAGINA</b>
CORPI POMPA ACQUA	293
GIRANTE	292
KIT RICAMBI POMPA ACQUA	293
GUARNIZIONI PIEDI	294
KIT GUARNIZIONE E PARAOLIO PIEDE	295
<b>PARTI DEL MOTORE</b>	<b>PAGINA</b>
PARTI DEL MOTORE (2 TEMPI)	284
GUARNIZIONI BASE MOTORI	288
GUARNIZIONE COLLECTORE E CARTER	288
GUARNIZIONE COPERCHIO TESTA	287
GUARNIZIONE TESTATA	286
KIT GUARNIZIONE TESTATA	287
GUARNIZIONE SCARICO	289
PISTONE, FASCE, BULLONI E CUSCINETTI	285
BIELLA	285
ALBERO MOTORE	2786
<b>PIEDI E COMPONENTI</b>	<b>PAGINA</b>
ANODI ZINCO E ALLUMINIO	275
PARAOLIO	289
ELICHE E GUIDA APPLICAZIONE	301
FILTRI OLIO	275
GUIDA FILTRI OLIO	275
ESPLOSO PIEDE	297
<b>GUIDA DI MANUTENZIONE</b>	<b>298</b>

# CONECTORES COMBUSTIBLE FUEL FITTINGS ATTACHI BENZINA

## BOMBA DE COMBUSTIBLE PRIMER BULB POMPA BENZINA

Ref.	Manguera Hose Tubo	Envase Pack Qnt
GS31090	5/16"	1 x blister
GS31095	3/8"	1 x blister
GS31187	1/4"	1 x blister
CEF500621	8 mm	1 x bolsa / bag / borsa



Universal / Universale  
GS31090 - GS31095- GS31187

Fabricada con elastómeros termoplásticos inyectados, resistentes al alcohol y rayos UV.  
Premium quality bulb resistance to alcohol as well as UV and ozone.  
Fabbricata con elastomero termoplastico, resistente ai solventi e ai raggi UV.



CEF500621

## LÍNEA DE COMBUSTIBLE FUEL LINE ASSEMBLY TUBO CARBURANTE

Ref.	R.O. OEM	Manguera Hose Tubo	Envase (x bolsa) Pack (x bag) Qnt (x borsa)
GS31096		5/16"	1
GS31097		3/8"	1
GS31099		8 mm	1
SIE18-8013		5/16"	1
SIE18-8015		3/8"	1
CEF500600		8 mm	1

Universal. Con 2 m de manguera resistente al alcohol.  
Universal. With 2 m alcohol resistant hose.  
Universale con 2 m di tubo resistente ai solventi.

**GOLDENSHIP**



GS31096 - GS31097



**GOLDENSHIP**

GS31099



**Sierra**  
SIE18-8013, SIE18-8015

**cef**  
CEF500600

Ref.	R.O. OEM	Manguera Hose Tubo	Envase (x bolsa) Pack (x bag) Qnt (x borsa)
GS31189		3/8"	1

**GOLDENSHIP**



Bomba GS31188.  
Con 2 m de manguera resistente al alcohol.  
Primer GS31188. With 2 m alcohol resistant hose.  
Pompa GS31188 con 2 m di tubo resistente ai solventi.

## MANGUERA DE COMBUSTIBLE FUEL HOSE TUBO BENZINA

Ref.	Ø Int	Largo Lengh Long	Envase Pack Qn
TRI305-0566	5/16" = 7,92 mm.	15 m	Caja / Box / Cassa
TRI305-0386	3/8" = 9,53 mm.	15 m.	Caja / Box / Cassa



Manguera «Trident» para líneas de combustible. Con refuerzo termoplástico que le permite excelente flexibilidad y resistencia a los rayos UV. Color gris. Resistente al alcohol. **Especialmente indicado para motores fueraborda.** Cumple las normas: SAEJ1527, ISO-8469 Tipo B1 y Certificación CE. Garantía: 3 años  
Marine fuel hose (distribution and vent) for outboards. Fuel resistant thermo-plastic formulation with 2 spiral reinforcement provides excellent bendability and resistance to UV, aging and permeation by all marine fuels (gasoline/petrol and diesel) including alcohol blends. Meets or exceeds: SAEJ1527, ISO-8469 Tipo B1 & Certification CE. Warranty: 3 years  
Tubo «Trident» per línea combustibile. Con rinforzo termoplastico che gli permette un'eccellente flessibilità e resistenza ai raggi UV. Colore grigio. Resistente ai solventi. **Indicato per i motori fuoribordo.** Conforme alla norma: SAEJ1527, ISO-8469 Tipo B1 e Certificazione CE. Garanzia: 3 anni

## PASAMAMPAROS THRU HULL PASSASCAFO

Ref. OEM	R.O.	Manguera Hose Tubo	Envase (x blister) Pack (x blister) Qnt (x blister)
GS31064		3/8"	1

**GOLDENSHIP**



Para atravesar mamparos de hasta 12mm. Fabricado en latón.  
For bulkhead up to 12 mm. Made in machined brass.  
Per attraversare paratie fino a 12mm. Fabbricato in ottone.

## CONECTOR COMBUSTIBLE FUEL CONNECTOR ATTACCO COMBUSTIBILE

Ref.	R.O. OEM	Rosca Thread Passo	Envase (x blister) Pack (x skinpack) Qty (x Blister)
GS31037	99105-00192	1/4" NPT	1
GS31038	65720-94411	métrica	1
GS31039		1/4" NPT	1
GS31070	99105-00193	1/4" NPT	1
GS31089	65720-986BO	3/8"	1
	65720-94410	3/8"	1
GS31035	65750-98505	5/16"	1
GS31036	65750-98505	3/8"	1
GS31071	65750-95500	5/16"	1
GS31072	65750-95500	3/8"	1



GS31037  
Motores 2 tiempos de 2 a 60 hp.  
Engines 2 stroke from 2 to 60 hp.  
Motore 2 tempi de 2 a 60 hp.



GS31038  
Motores antiguos 2 tiempos.  
Old engines 2 stroke.  
Motore vecchio 2 tempi.



GS31039  
Motores antiguos 2 tiempos.  
Old engines 2 stroke.  
Motore vecchio 2 tempi.



GS31070  
Motores de 2 y 4 tiempos.  
Engines 2 & 4 strokes.  
Motori da 2 e 4 tempi.



GS31089  
Motores 4 tiempos de 25 a 140 hp.  
Engines 4 stroke from 25 to 140 hp.  
Motori 4 tempi de 25 a 140 hp.



GS31035-GS31036  
Conector pequeño. Motores 2  
tiempos hasta 60 hp.  
Little connector. Engines 2 stroke  
to 60 hp.  
Connettore piccolo. Motori 2 tempi  
fino 60 hp.



GS31071-GS31072  
Conector grande.  
Motores 2 tiempos desde 60 hp en  
adelante.  
Big connector. Engines 2 stroke from 60 hp.  
Connettore grande. Motori 2 tempi da 60  
hp in avanti.

## CONECTOR DOBLE DOUBLE CONNECTOR CONNETTORE DOPPIO

Ref. OEM	R.O.	Manguera Hose Tubo	Envase (x blister) Pack (x blister) Qty (x blister)
GS31092		8 mm	1



## CONECTORES / CONNECTOR / ATTACCO

Ref.	Rosca Thread Passo	Envase (x blister) Pack (x skinpack) Qty (x Blister)
GS31068	1/4" NPT	1



### CODO DEPOSITO

Fabricado en latón.  
TANK ELBOW  
Made in machined brass.  
CODO DEPOSITO  
Fabbricato in ottone.



Ref.	Rosca Thread Passo	Envase (x blister) Pack (x skinpack) Qty (x Blister)
GS31069	1/4" NPT	1



### CONECTOR "T"

Para conectar dos motores a un sólo depósito,  
o viceversa. Fabricado en latón.

### CONECTOR "T"

To connect two motors to a single deposit, or  
vice versa. Made in machined brass.

### CONECTOR "T"

Per collegare due motori a un solo serbatoio, o  
viceversa. Fabbricato in ottone.



## FILTROS COMBUSTIBLE Y ELEMENTOS FUEL FILTERS AND ELEMENTS SUPPORTI, FILTRI BENZINA E RACCORDI

## BRACKET / BRACKET / SUPPORTO

Ref.	Bracket Bracket Supporto	Tomas NTPF Ports Filetto
REC25000	Aluminio / Aluminium / Alluminio	1/4"
REC25010	INOX AISI316 / S.S. AISI316	1/4"
REC25020	Aluminio / Aluminium / Alluminio	3/8"
REC25030	INOX AISI316 / S.S. AISI316	3/8"
RECOBBRACKET	Plástico / Plastic / Plastica	1/4"

Con 2 tapones de bronce y 2 tubos de extensión.  
(2 entradas y 2 salidas).

With 2 brass plugs and 2 extension tubes.

(2 inputs & 2 outputs).

Con 2 tappi di bronzo e 2 tubi di estensione.

(2 ingressi entrata carburante e 2 uscite carburante).



REC25000 - REC25020



REC25010 - REC25030



RECOBBRACKET

**FILTRO COMBUSTIBLE  
SEPARADOR DE AGUA  
WATER SEPARATING FUEL FILTER  
FILTRO SEPARATORE ACQUA-BENZINA**

Ref.	Micras Micron Micras	Altura Height Altezza
REC24942	10	4-7/16"
REC35-802893Q01	10	3-3/4"
REC855686	28	4-7/16"
REC35-802893Q	25	3-3/4"
RACPF5510	10	4-7/16"



RACPF5510



REC24942 REC35-802893Q01 REC855686 REC35-802893Q

**FILTRO ORIGINAL  
OEM FILTER  
FILTRO BENZINA ORIGINALE**

Ref.	Micras Micron Micras	Altura Height Altezza
RM35-802893Q	10	3-3/4"



RM35-802893Q

**FILTRO CON BRACKET  
OEM FILTER WITH BRACKET  
FILTRO BENZINA CON SUPPORTO**

Ref.	Micras Micron Micras	Tomas NPTF Ports Filetto	Flujo Flow Flusso
REC24950	25	1/4"	50 GPH
REC24952	10	1/4"	50 GPH

Bracket de Aluminio. Con 2 tapones de bronce y 1 tubo de extensión.  
Cast Aluminium Bracket. With 2 brass plugs & 1 extension tube.  
Supporto in alluminio. Con 2 tappi di bronzo e 1 tubi di estensione.



REC24950

REC24952

Ref.	Micras Micron Micras	Tomas NPTF Ports Filetto	Flujo Flow Flusso
REC24960	28	1/4"	50 GPH
REC24956	28	1/4"	50 GPH

Bracket Inox. AISI316. Con 2 tapones de bronce y 2 tubos de extensión.  
With S.S. AISI316 Bracket. With 2 brass plugs & 2 extension tubes.  
Supporto Inox AISI316. Con 2 tappi di bronzo e 2 tubi di estensione.



REC24960  
Bracket rojo  
Red Bracket  
Supporto rosso

REC24956

**FILTRO DECANTADOR COMBUSTIBLE  
CON VASO TRANSPARENTE  
COMPLETE FUEL FILTER WITH  
TRANSPARENT BOWL  
FILTRO DE DECANTAZIONE BENZINA  
COMPLETO CON VASCHETTA  
TRASPARENTE**

Filtro Bracket Aluminio Aluminum bracket filter Filtro con Bracket in alluminio	Filtro Bracket Plástico Plastic Bracket filter Filtro con Bracket in plastica	Elemento Element Cartuccia
RAC320R-RAC-01	RAC320R-RAC-03	RACS3213 LENS3213



Incluye soporte  
Includes bracket.  
Con supporto

Filtro completo Compleat filter Filtro completo	Cartucho recambio Replacement element Cartuccia di ricambio	Capacidad Máx. Max. Capacity Capacità massima
RECOBFILTER	RECOBELEMENT LENS3213	150 l/h



Filtro completo Compleat filter Filtro completo	Cartucho recambio Replacement element Cartuccia di ricambio	Capacidad Máx. Max. Capacity Capacità massima
REC90794-46866	REC90794-46868	117l/h



**LLAVE PARA FILTRO  
FILTER KEY  
CHIAVE DA FILTRO**

Ref.
RECYS-225-15



Filtro completo Compleat filter Filtro completo	Cartucho de recambio Replacement element Cartuccia di ricambio	Motores máximo Max. engine Motore massimo
RAC23299-10	RAC23289-10	4T 130 HP



**RACOR.**

Filtro de combustible con braket.  
Complete fuel filter with braket.  
Filtro combustibile con supporto.

Filtro completo Compleat filter Filtro completo	Micras Micron Micras	Rosca Thread Filettatura	Capacidad Máx. Max. Capacity Capacità massima
RAC490R-RAC-01	10	3/8" NPTF	340 l/h



**RACOR.**

**CON PURGADOR.** Para motores fueraborda superiores a 150 HP.  
**WITH PRIMING PUMP.** For outboards engines more than 150 HP.  
**CON POMPETTA PER RIEMPIRE IL FILTRO.** Per motori fuoribordo superiori a 150 hp.

Ref.	R.O. / OEM
RACS3227	YMM-2E227-00
	YMM-2E227-01
LENS3227	



Cartucho recambio  
Replacement element  
Cartuccia di ricambio



**RACOR.**

	RAC120R-RAC-01	RAC320R-RAC-01	RAC320R-INOX-01	RAC320R-RAC-02
R.O. / OEM	99105-20006-ASY			
Flujo máximo Max. flow Flussi massimo	114 lph 30 gph	340 lph 60 gph	340 lph 60 gph	340 lph 60 gph
Elemento / Element / Elemento	RACS3240 LENS3240	RACS3213 LENS3213	RACS3213 LENS3213	RACS3220UL
R.O. Elemento / OEM Elemento	99105-20006-000			
Cazoleta transparente (1) Clear bowl (1) Vaschetta trasparente (1)	Si yes si	Si yes si	Si yes si	No
Roscas centrales Central threads Filetto centrale	M18 x 1.5	1 - 14	1 - 14	1 - 14
Tamaño rosca cabeza Head port size Dimensione vite testa	1/4-18 NPTF	1/4-18 NPTF	1/4-18 NPTF	1/4-18 NPTF
Altura x Ancho x Prof. Height x Width x Depth Altezza x Largh x Prof.	166 x 81 x 81 mm	238 x 102 x 102 mm	238 x 102 x 102 mm	238 x 102 x 102 mm
Peso / Weight / Peso	0.5 Kg	0.9 Kg	0.9 Kg	0.9 Kg
Caida de presión Pressure drop Caduta di pressione	0.15 PSI 0.01 bar	0.61 PSI 0.04 bar	0.61 PSI 0.04 bar	0.61 PSI 0.04 bar
Presión máxima (2) Max. pressure (3) Pressione massima (2)	7 PSI 0.5 bar	7 PSI 0.5 bar	7 PSI 0.5 bar	7 PSI 0.5 bar
Desmontaje cartucho-cazoleta Element removal underbowl Rimozione della cartuccia	25.4 mm 1"	25.4 mm 1"	25.4 mm 1"	25.4 mm 1"
Temp. trabajo Operating temp. Tempo lavoro	-40° C + 124° C / -40° F + 255° F			

(1) Las cazoletas transparentes sólo se recomienda para fueraborda.  
Clear bowls are recommended just for outboards.  
Si raccomanda l'utilizzo della vaschetta trasparente solo nei fuoribordo.

(2) Instalaciones de presión aplicables hasta el parametro escrito.  
Pressure installations are applicable up to the maximum PSI shown.  
L'installazione di pressione è applicabile fino al parametro scritto.

**SUZUKI**

**RECAMBIO  
MARINOS S.L.**

**ELEMENTOS DE RECAMBIO**  
**ELEMENT**  
**ELEMENTI DI RICAMBIO**



REF	R.O./PEM	Para filtros For filters Per filtro
RACS3240		RAC120R-RAC-01
LENS3240		
RACS3227	YMM-2E227-00	Yamaha-Suzuki
LENS3227		
RACS3213		RAC320R-RAC-01 RAC320R-RAC-01 INOX
LENS3213		RAC320R-RAC-03
RACS3214		Reemplaza Johnson & Evinrude Replaces Johnson & Evinrude Sostituisce Johnson & Evinrude
RACS3228UL		RAC320R-RAC-02, con/with bracket RACOR
RACS3220UL		RAC320R-RAC-02 RAC320R-RAC-02 INOX

**RACORS**  
**RACORS**  
**RACCORDO**

Ref.	Rosca Thread Paso	Manguera Hose Tubo	Envase (x blister) Pack (x skinpack) Qnt (x blister)
GS31065	1/4" NPT	3/8" = 9.5 mm	2
GS31166	1/4" NPT	5/16" = 7.9 mm	2
GS31155	3/8" NPT	3/8" = 9.5 mm	2
GS31156	3/8" NPT	5/16" = 7.9 mm	2
GS31157	3/8" NPT	1/4" = 6.4 mm	2

Racor 90° fabricado en latón.  
Made in machined brass.  
Raccordo 90° prodotto in ottone



**GOLDENSHIP**

Ref.	Rosca Thread Paso	Manguera Hose Tubo	Envase (x blister) Pack (x skinpack) Qnt (x blister)
GS31066	1/4" NPT	5/16" = 7.9 mm	2
GS31067	1/4" NPT	3/8" = 9.5 mm	2

Fabricado en latón.  
Made in machined brass.  
Prodotto in ottone



**GOLDENSHIP**

**FILTRO COMBUSTIBLE**  
**FUEL FILTER**  
**FILTRO COMBUSTIBILE**

Ref.	Capacidad Capacity Capacità	Manguera Hose Tubo	Envase (x blister) Pack (x skinpack) Qnt (x blister)
GS31001	50 lt/h	6-8 mm	1 x skinpack
GS31002	150 lt/h	8-10 mm	1 x skinpack

Filtro transparente para gasolina o gasoil.  
Transparent plastic in line filter for petrol and diesel.

Filtro trasparente per benzina o diesel

**GOLDENSHIP**



Ref.	Manguera Hose Tubo	Envase (x blister) Pack (x skinpack) Qnt (x blister)
GS30435	6, 8, 10 mm	1

**GOLDENSHIP**

**FILTRO TRANSPARENTE**

De metal y cristal. Racors para mangueras de 6-8-10 mm.

**TRANSPARENT FILTER**

Clear body permits visual inspection. Racors 6-8-10 mm.

**FILTRO TRASPARENTE**

Di metallo e vetro. Montaggio in linea. Raccordi per tubo da 6-8-10 mm.



Ref.	Ø Manguera / Ø Hose / Ø Tubo
REC40145	1/4"
REC40155	5/16"
REC40165	3/8"
REC40135	5/16" Entrada / In / Entrata 3/8" Salida / Out / Uscita

De plástico / Plastic / In plastica



Ref.	R.O.
PAF15-07080000	15410-94400

**MOTORES / ENGINES / MOTORI**

DT9.9K / DT15K-G-Y (1986-00)  
DT25C / DT30C-K-Y (1989-00)  
DT20 / DT25 / DT30G-Y (1986-00)  
DT55 / DT65J-X (1988-99)  
DT40C-W-G-X (1986-99)  
DT5 / DT6 / DT8G-Y (1986-00)



Ref.	R.O.
REC65L-24563-00	15412-93J00

**MOTORES / ENGINES / MOTORI**

DF200 / DF225 / DF250 (2004-11)  
DF300T-Z (2007-11)



Ref.	R.O.
REC15410-87L00	15410-87L00

**MOTORES / ENGINES / MOTORI**

DF9.9B / DF15A / DF20A (2013)  
DF25A / DF30A (2015)  
DF90A / DF80A / DF90A (2009+)



Ref.	R.O.
REC15410-87J30	15410-87J30

**MOTORES / ENGINES / MOTORI**

DF20R / DF25 / DF25R V2 (2006-11)  
DF40 / DF50X-K10 (1999-10)  
DF60 / DF70W-K9 (1998-09)  
DF90 / DF100 / DF115 K1-K11 (2001-11)  
DF140 (2002-12)



Ref.	R.O.
REC15410-96J00	15410-96J00

**MOTORES / ENGINES / MOTORI**

DF150T-Z / DF175T-Z (2006-13)  
DF150T (G)Z / DF175T (G)Z (2014)



Ref.	R.O.
REC15410-98500	15410-98500

**MOTORES / ENGINES / MOTORI**

DF4 / DF5 / DF6 (2002-14)  
DF8A / DFAR / DF9.9A / DF9.9AR (2010+)  
DF9.9 / DF15T-K3 (1996-03)  
DF9.9 / DF15 (R) (2004-12)  
DF40 / DF50X-K10 (1999-10)  
DF60 / DF70W-K9 (1998-09)  
DF150T-Z / DF175T-Z (2006-11)



Ref.	R.O.
REC15410-87J10	15410-87J10

**MOTORES / ENGINES / MOTORI**

DF25 / DF30Y-K6 (2000-06)  
DF40 / DF50X-K10 (1999-10)  
DF60 / DF70W-K9 (1998-09)  
DF90 / DF100 / DF115K1-K11 (2001-11)  
DF140 (2002-11)



Ref.	R.O.
REC15410-87J00	15410-87J00

**MOTORES / ENGINES / MOTORI**

DF40 / DF50X-K10 (1999-10)  
Filtro gasolinina alta presión  
Fuel filter high pressure  
Filtro ad alta pressione Gasolinina



## FILTROS ACEITE OIL FILTERS FILTRI OLIO

Ref.	R.O.
REC16510-05240	16510-45H10 16510-05240

**MOTORES / ENGINES / MOTORI**

DF8A-AR / DF9.9A-AR (2010+)  
DF9.9 / DF15T-K3 (1996-03)  
DF9.9 / DF115(R) (2004-11)  
DF9.9B / DF15A / DF20A (2013)  
DF15 (2012)



Ref.	R.O.
REC16510-90J00	16510-90J00 16510-61A20-MHL

**MOTORES / ENGINES / MOTORI**

DF70A / DF80A / DF90A (2009-11)  
DF90 / DF100 / DF115 K1-K11 (2001-11)  
DF115WT / DF140WT-K3 (2001-11)



Ref.	R.O.
REC16510-87J00	16510-87J00

**MOTORES / ENGINES / MOTORI**

DF20R / DF25-R-V2 (2006-11)  
DF25 / DF30Y-K6 (2000-06)  
DF40 / DF50X-K10 (1999-10)  
DF40A / DF50A / DF60A (2010+)  
DF60 / DF70W-K9 (1998-09)



Ref.	R.O.
REC16510-82703	16510-82703 16510-92J00

**MOTORES / ENGINES / MOTORI**

DF140 (2002-12)  
DF115WT / DF140WT-K3 (2003)



Ref.	R.O.
REC16510-96J00	16510-96J00

**MOTORES / ENGINES / MOTORI**

DF150T-Z / DF175T-Z (G) (2006+)  
DF200 / DF225 / DF250 (2004+)  
DF200A (2015+)  
DF300AP (2012)  
DF300T-Z (2007-11)



## GUÍA FILTROS DE ACEITE OIL FILTER GUIDE GUIDA FILTRI OLIO

MODELO MODEL MODELLO	AÑO YEAR ANNO	R.O. Replaces	Ref.
DF8A DF8AR	2010+	16510-05240	REC16510-05240
DF9.9(R) B	1990+	16510-05240	REC16510-05240
DF15A-T-K3 DF20A	1990-2012	16510-05240	REC16510-05240
DF25R-V2-Y-K6 DF20R	TODOS /ALL / TUTTI	16510-87J00	REC16510-87J00
DF30Y-K6 DF40A	TODOS /ALL / TUTTI	16510-87J00	REC16510-87J00
DF50A-X-K10	TODOS /ALL / TUTTI	16510-87J00	REC16510-87J00
DF60A-W-K9	TODOS /ALL / TUTTI	16510-87J00	REC16510-87J00
DF70W-K9	TODOS /ALL / TUTTI	16510-87J00	REC16510-87J00
DF90A DF80Z DF70A - K1-K11	TODOS /ALL / TUTTI	16510-61A20- MHL	REC16510-90J00
DF115 DF100	TODOS /ALL / TUTTI	16510-90J00	REC16510-90J00
DF140WT-K3	TODOS /ALL / TUTTI	16510-82703	REC16510-82703
DF140	TODOS /ALL / TUTTI	16510-92J00	REC16510-82703
DF150T-Z (G)	2006-14	16510-93J00	REC16510-96J00
DF175T-Z (G)	2006-14	16510-93J00	REC16510-96J00
DF200	2004+	16510-93J00	REC16510-96J00
DF200A	2015	16510-96J00	REC16510-96J00
DF225R	2004+	16510-96J00	REC16510-96J00
DF250	2004+	16510-96J00	REC16510-96J00
DF300A-T-Z	2007-12	16510-96J00	REC16510-96J00

## ÁNODOS ANODES ANODI

Ref.	R.O.	Peso Weight Peso
CM55300-95500	55300-95500 Cinc / Zinc / Zinco	0,08 kg

**MOTORES / ENGINES / MOTORI**  
2 - 8 HP



Ref.	R.O.	Peso Weight Peso
CM55320-98400	55320-98400 Cinc / Zinc / Zinco	0,05 kg

**MOTORES / ENGINES / MOTORI**  
9.9 - 15 HP



Ref.	R.O.	Peso Weight Peso
CM41811-98500	41811-98500 Cinc / Zinc / Zinco	0,05 kg

**MOTORES / ENGINES / MOTORI**  
2.2 - 4 HP





Ref.	R.O.	Peso Weight Peso
CM55321-94900	55320-94900 Cinc / Zinc / Zinco	0,51 kg
CM55321-94900A	55320-94900 Aluminio / Aluminium / Alluminio	0,21 kg

**MOTORES / ENGINES / MOTORI**

70 HP                    140 HP  
90 HP                    150 HP  
115 HP



Ref.	R.O.	Peso Weight Peso
CM55321-87J00	55321-87J00 Cinc / Zinc / Zinco	0,02 kg



Ref.	R.O.	Peso Weight Peso
CM55125-95500	55125-87E01 Cinc / Zinc / Zinco	0,25kg

**MOTORES / ENGINES / MOTORI**

60 - 70 HP (1998-2009)



Ref.	R.O.	Peso Weight Peso
CM55321-93900	55320-93900 Cinc / Zinc / Zinco	0,08 kg
CM55321-93900A	55320-93900 Aluminio / Aluminium / Alluminio	0,02 kg

**MOTORES / ENGINES / MOTORI**

9,9 HP  
15 HP



Ref.	R.O.	Peso Weight Peso
CM55125-87D00	55320-93900 Cinc / Zinc / Zinco	0,34 kg
CM55125-87D00A	55320-93900 Aluminio / Aluminium / Alluminio	0,14 kg

**MOTORES / ENGINES / MOTORI**

150 HP / 200 HP (1986-90)



Ref.	R.O.	Peso Weight Peso
CM55125-96310	55125-96310 Cinc / Zinc / Zinco	0,13 kg
CM55125-96310A	55125-96310 Aluminio / Aluminium / Alluminio	0,07 kg

**MOTORES / ENGINES / MOTORI**

20 / 25 / 30 / 40 / 50 HP (1983-10)



Ref.	R.O.	Peso Weight Peso
CM55125-90J01	55125-90J01 Cinc / Zinc / Zinco	0,25 kg

**MOTORES / ENGINES / MOTORI**

60 / 70 / 80 / 90 / 115 /  
140 HP (1998-10)



Ref.	R.O.	Peso Weight Peso
REC55125-90J01	55125-90J00 Cinc / Zinc / Zinco	0,33 kg

**MOTORES / ENGINES / MOTORI**

150 / 175 / 200 / 225 /  
250 HP (2004-07)



Ref.	R.O.	Peso Weight Peso
CM55320-95310	55320-95310 Cinc / Zinc / Zinco	0,08 kg
CM55320-95310A	55320-95310 Aluminio / Aluminium / Alluminio	0,03 kg



Ref.	R.O.	Peso Weight Peso
CM11130-94600	11130-94600 Cinc / Zinc / Zinco	0,02 kg
CM11130-94600A	11130-94600 Aluminio / Aluminium / Alluminio	0,01 kg



Ref.	R.O.	Peso Weight Peso
CM55125-95500	55125-95301 Cinc / Zinc / Zinco	0,14 kg
CM55125-95301A	55125-95301 Aluminio / Aluminium / Alluminio	0,06 kg

**MOTORES / ENGINES / MOTORI**

55 HP  
65 HP



Ref.	R.O.	Peso Weight Peso
CM55125-95500	55125-95500 Cinc / Zinc / Zinco	0,16 kg

**MOTORES / ENGINES / MOTORI**

75 HP  
85 HP



Ref.	R.O.	Peso Weight Peso
CM55125-94502	55125-94502 Cinc / Zinc / Zinco	0,33 kg

**MOTORES / ENGINES / MOTORI**  
115 HP



Ref.	R.O.	Peso Weight Peso
CM55320-98600	55320-98600 Cinc / Zinc / Zinco	0,10kg



Ref.	R.O.	Peso Weight Peso
CM55321-90J01	55321-90J01 Cinc / Zinc / Zinco	0,08 kg

**MOTORES / ENGINES / MOTORI**  
DF60 / DF70 / DF90 / DF115 / DF140 (2000-10)



Ref.	R.O.	Peso Weight Peso
TEN01208	55300-95500 Cinc / Zinc / Zinco	0,080 kg

**MOTORES / ENGINES / MOTORI**  
Serie 2 - 4 - 6 - 8 HP



Ref.	R.O.	Peso Weight Peso
TEN01210	55320-98400 Ø 7 mm	0,050 kg
TEN01210/1	41811-98500 Ø M6	0,050 kg

**MOTORES / ENGINES / MOTORI**  
Serie 2 HP



Ref.	R.O.	Peso Weight Peso
TEN01212	55321-90J01 Cinc / Zinc / Zinco	0,100 kg

**MOTORES / ENGINES / MOTORI**  
Serie DF90- 115 - 140



Ref.	R.O.	Peso Weight Peso
TEN01213	55321-87J00 Cinc / Zinc / Zinco	0,020 kg

**MOTORES / ENGINES / MOTORI**  
Ánodo motor.  
Anode engine.  
Anodo motore.



Ref.	R.O.	Peso Weight Peso
TEN01214	55320-94900 Cinc / Zinc / Zinco	0,510 kg

**MOTORES / ENGINES / MOTORI**  
Serie 70 - 90 - 115 - 140 - 150 HP



Ref.	R.O.	Peso Weight Peso
TEN01211	55125-87D00 / 55120-87801 Zinc / Zinco	0,310 kg Cinc /

**MOTORES / ENGINES / MOTORI**  
Serie 50- 70HP  
DT150  
DT175  
DT200  
DT225 4T



Ref.	R.O.	Peso Weight Peso
TEN01215	55125-90J01 Cinc / Zinc / Zinco	0,250 kg

**MOTORES / ENGINES / MOTORI**  
Serie 7DF60- DF70



Ref.	R.O.	Peso Weight Peso
TEN01200	55125-96310 Cinc / Zinc / Zinco	0,150 kg

**MOTORES / ENGINES / MOTORI**  
Serie 20 - 25 - 30 HP



Ref.	R.O.	Peso Weight Peso
TEN01203	41810-87D00 Cinc / Zinc / Zinco	0,150 kg

**MOTORES / ENGINES / MOTORI**  
Fuerabordas / Outboards / Fuoribordo



SUZUKI

RECAMBIOS  
MARINOS S.L.

Ref.	R.O.	Peso Weight Peso
TEN01204	55320-98311 / 55320-95310	Cinc / Zinc / Zinco 0,080 kg

**MOTORES / ENGINES / MOTORI**  
Serie DF25 / DF300



Ref.	R.O.	Peso Weight Peso
TEN01201	55125-95301	Cinc / Zinc / Zinco 0,160 kg

**MOTORES / ENGINES / MOTORI**  
Serie 55 - 65 HP



Ref.	R.O.	Peso Weight Peso
TEN01202	55320-98600	Cinc / Zinc / Zinco 0,095kg

**MOTORES / ENGINES / MOTORI**  
Fuerabordos / Outboards / Fuoribordo



Ref.	R.O.	Peso Weight Peso
TEN01205	11130-94600	Cinc / Zinc / Zinco 0,010 kg

**MOTORES / ENGINES / MOTORI**  
Fuerabordos / Outboards / Fuoribordo



Ref.	R.O.	Peso Weight Peso
TEN01206	55321-93900	Cinc / Zinc / Zinco 0,050 kg

**MOTORES / ENGINES / MOTORI**  
Serie 9.9 / 15 HP



Ref.	R.O.	Peso Weight Peso
TEN01207	55321-95500	Cinc / Zinc / Zinco 0,190 kg

**MOTORES / ENGINES / MOTORI**  
Serie 75 - 85 - 90 HP



Ref.	R.O.	Peso Weight Peso
TEN01209	55321-94502	Cinc / Zinc / Zinco 0,330 kg

**MOTORES / ENGINES / MOTORI**  
Serie 115 HP



## MOTORES DE ARRANQUE STARTERS MOTORINI AVVIAMENTO

Ref.	R.O.	Tiempos Strokes Tempi
PH130-0006	31100-96310/11, 31100-94400/01/002, 31100-89J00	2 / 4

**MOTORES / ENGINES / MOTORI**

DF25 - DF30Y-K6 (2000-06)  
DF25A - DF30A (2015+)  
DT20 - DT25 - DT30G-Y (1986-00)  
DT40C-WG-X (1986-99)  
8 Dientes / 8 tooth / 8 denti



Ref.	R.O.	Tiempos Strokes Tempi
PH130-0060	31100-95600/01, 31100-95310/12/13	2

**MOTORES / ENGINES / MOTORI**

DT75-DT85Y-J (1988-00)  
9 Dientes / 9 tooth / 9 denti



Ref.	R.O.	Tiempos Strokes Tempi
PH130-0052	31100-87000, 31100-87D00, 31100-87D10, 31100-92E00	2

**MOTORES / ENGINES / MOTORI**

DT90 - DT100L - Y (1990-00)  
DT150 - DT200 - DT225W-K3 (1998-03)  
V6H-Y (1987-00)  
8 Dientes / 8 tooth / 8 denti



Ref.	R.O.	Tiempos Strokes Tempi
PH130-0053	31100-94600, 31100-94601, 31100-94610, 31100-94500/10/11/12	2

**MOTORES / ENGINES / MOTORI**

DT115 - DT140G-Y (1986-00)  
9 Dientes / 9 tooth / 9 denti



Ref.	R.O.	Tiempos Strokes Tempi
PH130-0007	31100-95240, 31100-95242, 31100-95243	2

**MOTORES / ENGINES / MOTORI**

DT50 (1980-83)  
DT65 (1980-82)

9 Dientes / 9 tooth / 9 denti



Ref.	R.O.	Tiempos Strokes Tempi
PH130-0075	31100-94702	2

**MOTORES / ENGINES / MOTORI**

DT55 - DT65X-J (1988-99)

9 Dientes / 9 tooth / 9 denti



Ref.	R.O.	Tiempos Strokes Tempi
PH130-0079	31100-87J00, 31100-87J11	4

**MOTORES / ENGINES / MOTORI**

DF40 - DF50X-K10 (1999-10)  
DF60 -DF70W-K9 (1998-09)

8 Dientes / 8 tooth / 8 denti



Ref.	R.O.	Tiempos Strokes Tempi
PH130-0077	31100-95J00, 31100-95J01	4

**MOTORES / ENGINES / MOTORI**

DF20R (2006-2011)  
DF25 / DF25R-V2 (2006-11)

9 Dientes / 9 tooth / 9 denti



Ref.	R.O.	Tiempos Strokes Tempi
PH130-0071	31100-90J00, 31100-90J01	4

**MOTORES / ENGINES / MOTORI**

DF90 - DF100 -DF115K1-K11 (2001-11)  
DF110A- DF115A- DF140A (2013+)  
DF140 (2002-2012)  
DF140A (2013)

9 Dientes / 9 tooth / 9 denti



Ref.	R.O.	Tiempos Strokes Tempi
PH130-0078	31100-96J01, 31100-96J00, 31100-93J00	4

**MOTORES / ENGINES / MOTORI**

DF70A - DF80A - DF90A (2009+)  
DF150G/T/Z (2006+)  
DF175G/T/Z (2006+)  
DF200 - DF 225 -/ DF250 (2004-2012)  
DF300T/Z (2007-2011)  
DF300AP (2012)

9 Dientes / 9 tooth / 9 denti



**MOTORES TRIM Y  
POWERTRIM  
TRIM ENGINES AND  
COMPLETE TRIM  
MOTORINI TRIM E  
POWERTRIM**

**INSTALACIÓN ELÉCTRICA  
WIRING HARNESS  
ISTALLAZIONE ELETTRICA**

Ref.	R.O.
PH200-WH01	

Sustituye de 2 a 3 cables.  
Converts 3-wire Tilt and Trim motors to 2-Wire design  
Sustituisce da 2 a 3 cavi.



**TRIM COMPLETO  
COMPLETE TRIM ASSEMBLY  
MOTORINO TRIM COMPLETO**

Ref.	R.O.
REC18-6865	48600-94511OED

**MOTORES / ENGINES / MOTORI**

3 RAM  
115-225HP



Ref.	R.O.	Tiempos Strokes Tempi
REC38100-96J00	38100-92J02, 38100-92J10, 38100-92J01, 38100-93J02, 38100-96J00, 38100-96J01	4

**MOTORES / ENGINES / MOTORI**

DF90 / DF100 / DF115K1-K11 (2001-11)  
DF200 / DF225 / DF250 (2004-11)  
DF300T/Z (2007-2011)  
DF150T/Z (2006-12)



Ref.	R.O.	Tiempos Strokes Tempi
REC38100-87J00	37100-87J00-OEP, 38100-87JOEP	4

**MOTORES / ENGINES / MOTORI**

DF40/DF50X-K10 (1999-10)  
TMY99-00



Ref.	R.O.	Tiempos Strokes Tempi
PH200-T046	38100-87J11, 38100-87J20	4

**MOTORES / ENGINES / MOTORI**

DF40 / DF50X-K10 (1999-2010)



Ref.	R.O.	Tiempos Strokes Tempi
REC38100-87E10-OED	38100-87D00, OIT 38100-87D00, 02H 38100-87E10-OED	2

**MOTORES / ENGINES / MOTORI**

DT90 - DT100L-Y (1990-00)



Ref.	R.O.	Tiempos Strokes Tempi
PH200-T024	38100-87D10-OED 38100-87D10-35J 38100-87D10-OIT 38100-92E00-OED	2

**MOTORES / ENGINES / MOTORI**

DT150 - DT200 - DT225W-K3 (1998-03)  
V6H-Y (1987-00)



**REGULADORES,  
BOBINAS Y CDI  
REGULATORS, COILS & CDI  
REGOLATORI, BOBINE  
E CDI**

**REGULADOR Y BOBINA  
REGULATOR & COIL  
REGOLATORE E BOBINE**

Ref.	R.O.
REC32900-94480	32900-94401, 32900-94421, 32900-94480

**MOTORES / ENGINES / MOTORI**

DT40C-W-X-G (1986-99)



**BOBINA / COIL / BOBINE**

Ref.	R.O.
REC33410-94400-000	33410-94400-000 33410-93E10

**MOTORES / ENGINES / MOTORI**

DF9.9 - DF15T -K3 (1996-03)  
DF9.9 - DF15(R) (2004-10)  
DT40C-W-G-X (1986-99)  
DT40W-K1-K4 (2001-04)



Ref.	R.O.
REC32140-93900	32140-93900

**MOTORES / ENGINES / MOTORI**

DT9.9 / DT15K1-K4 (2001-04)  
DT9.9K / DT15K-G-Y (1986-00)



Ref.	R.O.
REC32900-96340	32900-96340

**MOTORES / ENGINES / MOTORI**

DT20 / DT25 / DT30G-Y (1986-00)



Ref.	R.O.
REC32900-93903	32900-93903, 32900-93902

**MOTORES / ENGINES / MOTORI**

DT9.9K / DT15G-Y (1986-00)



**CDI**

Ref.	R.O.
REC32900-93910	32900-93911

**MOTORES / ENGINES / MOTORI**

DT9.9K / DT15K-G-Y (1986-00)



Ref.	R.O.
REC32900-96371	32900-96371, 32900-96350 32900-96370

**MOTORES / ENGINES / MOTORI**

DT20 / DT25 / DT30G-Y (1986-00)  
DT25 / DT30K1-K2 (2001-02)



Ref.	R.O.
REC32900-94460	32900-94460, 32900-94470

**MOTORES / ENGINES / MOTORI**

DT40C-W-G-X (1986-99)  
DT40WK1-K4 (2001-04)



## REGULADOR REGULATOR REGOLATORE

Ref.	R.O.
REC32800-95001	32800-95D01

### MOTORES / ENGINES / MOTORI

DF9.9 / DF15 (1996-11)  
DT4-DT140 (1986-04)  
V6 H-Y (1987-00)



## LLAVE DE ARRANQUE IGNITION STARTER SWITCH CHIAVI DI ACCENSIONE

Ref.	R.O.
REC37110-99E00	37110-99E00

### MOTORES / ENGINES / MOTORI

2/4 Tiempos / Strokes / tempi



## CABLE ACELERADOR THROTTLE CABLE CAVO ACCELERATOR

Ref.	R.O.	HP	ANO YEAR ANNO
REC63610-89E01	63610-89E01-000	DT15C	1989-97
REC63610-93501	63610-93501-000	DT9.9 - 16	1982-92
REC63610-96302	63610-96302-000 (L=490 mm)	D20 / DT25 / DTG-Y	1986-00
REC63610-96321-000	63610-96321-000 (L=560 mm)	DT9.9K / DT15K1-K4	1986-00
REC63610-94402	63610-94402-000	DT40C-W-G-X DT40W-K1-K4	1986-99 2001-04



## DESCONECTORES DE SEGURIDAD CUT OFF SWITCHES CHIAVETTA DI SICUREZZA

Ref.	R.O.
REC37800-93954	37800-93954, 37800-93953

### MOTORES / ENGINES / MOTORI

DT2 / DT2.2G-Y (1986-00)  
DT20 / DT25 / DT30G-Y (1986-00)  
DT25 / DT30K1-K2 (2001-02)  
DT40G-X-W-C (1986-99)  
DT9.9 / DT15K1-K5 (2001-04)  
DT9.9K / DT15K-G-Y (1986-00)



Ref.	R.O.
REC37820-92E03	37820-92E00

### MOTORES / ENGINES / MOTORI

DT4 / DT140HP  
DF9.9 / DF140 HP  
V6H-Y



Ref.	R.O.
REC37830-89E03	37830-95000, 37830-89E02

### MOTORES / ENGINES / MOTORI

DT15C (1989-97)  
DT9.9 / DT15K1-K4 (1986-00)  
DT4/J4/DT5Y (1988-97)  
DT5Y (1998-02)  
DT5 / DT6 / DT8Y-G (1986-00)  
DT6 / DT8Y-K2 (2000-02)  
DT8 / DT9.9C-J-V (1988-97)  
DT9.9K / DT15K-G-Y (1986-00)  
DT75 / DT85Y-J (1988-00)



## INTERRUPTOR DE PARO STOP SWITCH INTERRUPTORE DI STOP

Ref.	Características / Features / Caratteristiche	Envase / Pack / Qnt
THKS-1	Un fueraborda / Single outboard / Un fuoribordo	1 x blister
THKS-2	Un intraborda / Single I/O / Un entrobordeo	1 x blister
THKS-12	Dos fuerabordas / Dual outboard / Due fuoribordo	1 x blister
THKS-22	Dos intrabordas / Dual I/O / Due entrobordeo	1 x blister
THL-4	Cuerda recambio / Spare lanyard / Corda ricambio	1 x blister

Interruptor de encendido para motores. Aisla los circuitos en unidades dobles para prevenir el retorno al alternador. Emergency and stop switch. Isolates circuits on dual units to prevent feedback.

Interruttore di accensione per motori. Isola i circuiti in doppie unità per prevenire il ritorno all'alternatore.



## KITS

Interruptor de encendido para todo tipo de motores fueraborda o intraborda. Emergency and stop switch for inboard or outboards. Interruttore di accensione per tutti i tipi di motori fuoribordo o entrobordeo.

Ref.	Envase / Pack / Qnt
REC40970	Kit completo / Complete kit / Kit completo
REC40990	Cuerda tirador de recambio / Spare Corda elastica di ricambio
GS11290	Kit completo / Complete kit / Kit completo
GS11291	Cuerda tirador de recambio / Spare Corda elastica di ricambio
GS11292	Kit completo / Complete kit / Kit completo



REC40970 - REC40990

GS11290 - GS11291



GS11292

Ref.	Envase / Pack / Qnt
GS11294	1 x blister

### GOLDENSHIP

Kit de 8 llaves de recambio para:  
Kit of 8 spare keys for:  
Kit di 8 chiavi di ricambi per:  
J/E, OMC, Mercury, Yamaha, Honda, Suzuki, Tohatsu.



# BUJÍAS CHAMPION SPARK CHAMPION CANDELE CHAMPION



Potencia HP Power HP Potenza HP	Año Year Anno	Ref
<b>2 Tiempos / Stroke / Tempi</b>		
DT2	1977-96	CHAL90C
DT2.2	1997+	CHAL90C
DT3.5	1979-84	CHAQL87YC
DT4	1985-98	CHAQL87YC
DT4.5	1977+	CHAQL86C
DT5	1978-83	CHAQL87YC
DT5Y	1999-01	CHAQL82YC
DT6	1984-97	CHAQL87YC
DT6	1998-01	CHAQL87YC
DT7.5	1977-79	CHAQL86C
DT8	1980-87	CHAQL87YC
DT9	1977-79	CHAQL86C
DT9	1993	CHAQL86C
DT9.9C	1983-97	CHAQL82C/L82C
DT15	1983-88	CHAQL86C
DT15C	1989-97	CHAQL82C
T16	1977-82	CHAQL86C
DT20	1977-88	CHAQL82C/L82C
DT25C	1977-00	CHAQL82C/L82C
DT30C	1989+	CHAQL82C/L82C
DT35	1989+	CHAQL82C/L82C
DT40	1980-98	CHAQL78C
DT50	1997-84	CHAQL78C
DT55	1985-97	CHAQL78C
DT60	1983-84	CHAQL78C
DT65	1978-97	CHAQL78C
DT75	1983-97	CHAQL78C
DT85	1979-97	CHAQL78C
DT85	1998+	CHAQL78C
DT90 V4	1989-97	CHAQL78C
DT100 V4	1989-01	CHAQL78C
DT115 Carb	1981-97	CHAQL78C
DT115 EFI	1996-01	CHAQL78C
DT115S EFI	1998+	CHAQL78C
DT140 Carb	1981-96	CHAQL78C
DT140 EFI	1997-01	CHAQL78C
DT150 V6 EFI	1986-94	CHAQL78C
DT175 V6	1991-93	CHAQL78C
DT200 EFI	1986+	CHAQL78C
DT225 EFI	1991+	CHAQL78C



Potencia HP Power HP Potenza HP	Año Year Anno	Ref
<b>4 Tiempos / Stroke / Tempi</b>		
DF4	2003-04	CHARN9YC
DF6	2003-04	CHARN9YC
DF9.9	1997-04	CHARA8HC
DF15	1997-04	CHARA8HC
DF25	2000-04	CHARA8HC
DF30	2000-04	CHARA8HC
DF40	1999-04	CHARA8HC
DF50	1999-04	CHARA8HC
DF60	1998-04	CHARN9YC
DF70	1998-04	CHARN9YC
DF90	2001-04	CHARC9YC
DF115	2001-04	CHARC9YC
DF140	2002-04	CHARC9YC

# BUJÍAS NGK SPARK NGK CANDELE NGK



Potencia HP Power HP Potenza HP	Año Year Anno	Ref NGK	REF. NGK IRIIDIUM
<b>2 Tiempos / Stroke / Tempi</b>			
DT2	1986-90	NGKBR4HS	
DT2	1991-99	NGKBR5HS	
DT2.2	1992+	NGKBR5HS	
DT4	1988-92	NGKBP5HS	
DT4	1993-01	NGKBPR5HS	
DT4.5		NGKBR6HS	
DT4L/S	1994+	NGKBPR5HS	
DT4L/S	-1993	NGKBP5HS	
DT5	1986-92	NGKBP6HS	
DT5	1993-94	NGKBPR6HS	
DT5	1995-00	NGKBR6HS	
DT5W	1986-92	NGKBR6HS	
DT5Y	1998-01	NGKBPR7HS-10	
DT6	1986-92	NGKB6HS-10	
DT6	1993-02	NGKBR6HS	
DT6	-1985	NGKB6HS	
DT6	1995-99	NGKBR6HS-10	
DT6S/5PS	-1992	NGKB6HS	
DT7.5		NGKBR6HS	
DT8	1986-02	NGKBPR6HS	
DT8C	1988-97	NGKBR6HS-10	
DT9		NGKB6HS-10	
DT9.9	1986-99	NGKBR7HS-10	
DT9.9	1977-78	NGKB7HS	
DT9.9	1879-84	NGKBR6HS	
DT9.9	1976	NGKB6HS	
DT9.9C	1988-97	NGKBR6HS-10	
DT9.9E	1982+	NGKB6HS	
DT9.9E	1984+	NGKB7HS	
DT9.9E	1983+	NGKBR7HS-10	
DT9.9K	1985-86	NGKB6HS	
DT9.9K	-1985	NGKBR6HS	
DT9.9K	1986-90	NGKB6HS	
DT9.9P	-1983	NGKBPR6HS	
DT15	1986-02	NGKBR7HS-10	
DT15C	1989-97	NGKBR7HS-10	
DT15K	-1985	NGKBR6HS	
DT15K	1986+	NGKB6HS	
DT20	1997-00	NGKBR7HS-10	
DT20/P	-1985	NGKBR7HS	
DT20/P	1986+	NGKBR7HS-10	
DT20K	-1985	NGKBR7HS-10	
DT20K	1986-87	NGKB7HS-10	
DT25	-1985	NGKBR7HS	
DT25	2000-01	NGKBR7HS-10	
DT25C	1989-97	NGKBR7HS-10	
DT25E	1983-85	NGKBPR7HS-10	
DT25E	-1982	NGKB7HS	
DT25E	1986+	NGKBR7HS-10	
DT25K	1986+	NGKBR7HS-10	
DT28P/DT28/DT28E		NGKB7HS	
DT30	1986+	NGKBR7HS-10	
DT30	1983-85	NGKBR7HS-10	
DT30C	1988-00	NGKBR7HS-10	
DT30E	1983+	NGKBR7HS-10	
DT40	-1983	NGKB8HS	NGKBR8HIX
DT40C	1986-99	NGKB8HS-10	
DT40C/CR/TC	1998+	NGKB8HS-10	
DT40W	1995+	NGKB7HS-10	

Potencia HP Power HP Potenza HP	Año Year Anno	Ref NGK	REF. NGK IRIDIUM
DT40WK	1998+	NGKB7HS-10	
DT40WK	-1997	NGKB7HS	
DT48M	2001+	NGKB8HS-10	
DT48M	-2000	NGKB8HS	NGKBR8HIX
DT50	1979-83	NGKB8HS	NGKBR8HIX
DT50	-1978	NGKB7HS	
DT50	1984-89	NGKB8HS-10	
DT50ACR	1994-96	NGKB8HS-10	
DT50ACR	1993	NGKBR8HS	NGKBR8HIX
DT50C	1984-00	NGKB8HS-10	
DT50K		NGKB7HS	
DT50M/DT50	1986-89	NGKB8HS-10	
DT50M/DT50	-1985	NGKB8HS	NGKBR8HIX
DT50M/DT50	2001+	NGKBR8HS-10	
DT55C	1988-98	NGKBR8HS-10	
DT55M/MQ	-2000	NGKB8HS	NGKBR8HIX
DT55M/MQ	2001+	NGKBR8HS-10	
DT55TC/CRQ	1998+	NGKBR8HS-10	
DT60		NGKB8HS-10	
DT60C	2001+	NGKBR8HS-10	
DT60C	1986-87	NGKB8HS-10	
DT65/T	-1983	NGKBR8HS	NGKBR8HIX
DT65C	1988-99	NGKBR8HS-10	
DT65TC	1994-95	NGKBR8HS-10	
DT75/85	1990-92	NGKB8HS	NGKBR8HIX
DT75/85	1993-00	NGKBR8HS-10	
DT75C	2001+	NGKBR8HS-10	
DT75C	1993-00	NGKB8HS	NGKBR8HIX
DT75M	2001+	NGKBR8HS-10	
DT75M	-2000	NGKBR8HS	NGKBR8HIX
DT75TC	-2000	NGKB8HS	NGKBR8HIX
DT75TC	2001+	NGKBR8HS-10	
DT85	-1992	NGKBR8HS	NGKBR8HIX
DT85C	2001+	NGKBR8HS-10	
DT85C	1993-00	NGKBR8HS	NGKBR8HIX
DT85C	-1992	NGKBR8HS	NGKBR8HIX
DT85M	2001+	NGKBR8HS-10	
DT85M	-2000	NGKBR8HS	NGKBR8HIX
DT85MQ	1995-96	NGKB8HS-10	
DT85Q	2001+	NGKBR8HS-10	
DT85Q	-2000	NGKBR8HS	NGKBR8HIX
DT85TC	-2000	NGKB8HS	NGKBR8HIX
DT85TC	2001+	NGKBR8HS-10	
DT85W	2001+	NGKB8HS-10	
DT85W	-2000	NGKBR8HS	NGKBR8HIX
DT85WT	2001+	NGKB8HS-10	
DT85WT	1995-96	NGKB8HS-10	
DT90	-2000	NGKBR8HCS-10	
DT90	2001+	NGKBR8HS-10	
DT90TC	1996-97	NGKBR8HS	NGKBR8HIX
DT90TC	-1995	NGKBR8HCS-10	
DT90TC	1998+	NGKBR8HS-10	
DT100	2001+	NGKBR8HS-10	
DT100	1996-00	NGKBR8HS-10	
DT100	1990-95	NGKBR8HCS-10	
DT100	2000	NGKBR8HCS-10	
DT100TC	-1995	NGKBR8HCS-10	
DT100TC	1998+	NGKBR8HS-10	
DT100TC	1996-97	NGKBR8HS	NGKBR8HIX
DT115	-1990	NGKB8HS	NGKBR8HIX
DT115	1992+	NGKBR8HCS-10	
DT115C	1991-93	NGKBR8HCS-10	
DT115C	-1990	NGKB8HS	NGKBR8HIX
DT115C	2001+	NGKBR8HS-10	
DT115S	1996+	NGKBR8HS-10	
DT115STC	1996+	NGKBR8HS-10	
DT115TC	-1988	NGKB8HS-10	
DT115TC		NGKBR8HCS-10	
DT115TC(EFI)		NGKBR8HS-10	
DT140	1992+	NGKBR8HCS-10	
DT1140	-1990	NGKB8HS	NGKBR8HIX
DT140 EFI	1996+	NGKBR8HS-10	
DT140C	1991-96	NGKBR8HCS-10	

Potencia HP Power HP Potenza HP	Año Year Anno	Ref NGK	REF. NGK IRIDIUM
DT1140C	-1990	NGKB8HS	NGKBR8HIX
DT140C EFI	1997+	NGKBR8HCS-10	
DT140T	-2000	NGKBR8HCS-10	
DT140T	2001+	NGKBR8HS-10	
DT140TC	-2000	NGKBR8HCS-10	
DT140TC EFI		NGKBR8HS-10	
DT150	1987-02	NGKBR8HS-10	
DT150G		NGKBR8HS-10	
DT150S		NGKBR8HS-10	
DT150SS		NGKBR8HS-10	
DT150STC		NGKBR8HS-10	
DT150TC	1989+	NGKBR8HS-10	
DT150TC EFI		NGKBR8HS-10	
DT175	1989-02	NGKBR8HS-10	
DT175TC	-1988	NGKB8HS-10	
DT175TC	1989+	NGKBR8HS-10	
DT200	1989-02	NGKBR8HS-10	
DT200G		NGKBR8HS-10	
DT200T		NGKBR8HS-10	
DT200TC	1989+	NGKBR8HS-10	
DT200V		NGKBR8HS-10	
DT225	1991-02	NGKBR8HS-10	
DT225TC		NGKBR8HS-10	
DT225TCL EFI		NGKBR8HS	NGKBR8HIX
<b>4 Tiempos / Stroke / Tempì</b>			
DF2.5	2006+	NGKCR6HS	
DF4	2002+	NGKBR6ES	NGKBR6EIX
DF5	2002+	NGKBR6ES	NGKBR6EIX
DF6	2002+	NGKBR6ES	NGKBR6EIX
DF8A	1995+	NGKCR6E	
DF9.9A	1995+	NGKCR6E	
DF15A	1995+	NGKCR6EA-9	
DF20A	2000+	NGKCR6EA-9	
DF25	2000+	NGKBR6E	NGKBR6EIX
DF30	2000+	NGKDCPR6E	NGKDCPR6EIX
DF40	1999+	NGKDCPR6E	NGKDCPR6EIX
DF50	1999+	NGKDCPR6E	NGKDCPR6EIX
DF40A	2011+	NGKDCPR6E	NGKDCPR6EIX
DF50A	2011+	NGKDCPR6E	NGKDCPR6EIX
DF60	1998-2011	NGKDCPR6E	NGKBR6EIX
DF60A	2011+	NGKDCPR6E	NGKDCPR6EIX
DF70	1992-2011	NGKBR6ES	NGKBR6EIX
DF70A	2011+	NGKDCPR6E	NGKDCPR6EIX
DF80A	2011+	NGKDCPR6E	NGKDCPR6EIX
DF90	1998+	NGKBR6E	NGKBR6EIX
DF90A	2011+	NGKDCPR6E	NGKDCPR6EIX
DF100	2000+	NGKBR6E	NGKBR6EIX
DF100A	2000+	NGKBR6E	NGKBR6EIX
DF115	2000+	NGKBR6E	NGKBR6EIX
DF115A	2011+	NGKBR6E	NGKBR6EIX
DF140	2002+	NGKBR6E	NGKBR6EIX
DF140A	2011+	NGKBR6E	NGKBR6EIX
DF150	2006+	NGKBR6E	NGKBR6EIX
DF175	2006+	NGKBR6E	NGKBR6EIX
DF200	2004+	NGKBR6E	NGKBR6EIX
DF225	2004+	NGKBR6E	NGKBR6EIX
DF250	2004+	NGKBR6E	NGKBR6EIX
DF300	2007+	NGKBR6E	NGKBR6EIX



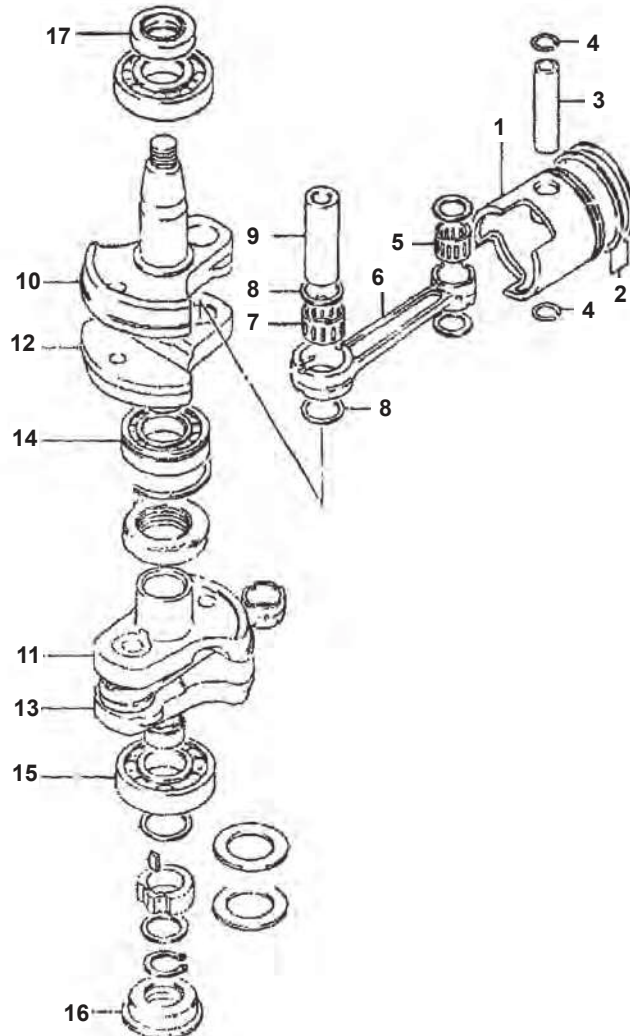


# BLOQUE MOTOR ENGINE BLOCK BLOCCO MOTORE

RECmar®

2  
TIEMPOS  
STROKES

DT40C-W-G-X (1986-99)  
DTW-K1-KA (2001-04)



Nº	Ref.	R.O. OEM	Descripción	Description	Descrizione	Cantidad Quantity Quantità
1	REC12110-94400KK	12110-94400K	PISTÓN	PISTON	PISTONE	2
2	REC12140-94400	12140-94400	SEGMENTO	RING SET, PISTON	SET FASCE	2
3	REC12151-94400	12151-94400	PIN	PIN, PISTÓN	SPINA, PISTONE	2
4	REC09381-20003	09381-20003	CLIP	SNAP RING	CLIP	4
5	REC09263-20072	09263-20072	RODAMIENTO	BEARING	CUSCINETTO	2
6	REC12161-94400	12161-94400	BIELA	CONNECTING ROD	BIELLA	2
7	REC09263-27005	09263-27005	RODAMIENTO	BEARING, CRANK PIN	CUSCINETTO	2
8	REC09160-27008	09160-27008	ARANDELA	WASHER	DONDELLA	4
9	REC12211-94410	12211-94410	PIN CIGÜEÑAL	PIN, CRANK	SPINOTTO ALBERO MOTORE	2
10	REC12221-94412	12221-94412	CIGÜEÑAL, SUP.	CRANKSHAFT, UPPER	ALBERO MOTORE, SUP.	1
11	REC12232-94412	12232-94412	CIGÜEÑAL, CENTRAL-INFERIOR	WHEEL, CRANKSHAFT, UNDER	ALBERO MOTORE, MED-INF	1
12	REC12231-94413	12231-94413	CIGÜEÑAL, CENTRAL-SUPERIOR	WHEEL, CRANKSHAFT, UPPER	ALBERO MOTORE, MED-SUP	1
13	REC12240-94432	12240-94432	CIGÜEÑAL, INF	CRANKSHAFT, UNDER	ALBERO MOTORE, INF.	1
14	REC09269-30012	09269-30012	RODAMIENTO, MEDIO	BEARING, MIDDLE	CUSCINETTO, MED.	1
15	REC09262-35052	09262-35052	RODAMIENTO INF.	BEARING, UNDER	CUSCINETTO, INF.	1
16	REC09283-30062	09283-30062	RETÉN	OIL SEAL	PARAOLIO	1
17	REC09283-35043	09283-35043	RETÉN	OIL SEAL	PARAOLIO	1

## PISTONES PISTONS PISTONI

Ref.	R.O.		
REC12110-93130K	12110-93130	Kit Pistón/ Piston kit/ Kit Pistoni	STD
REC12151-931000	12151-93100	Bulón / Pin / Bulone	
REC12140-93121	12140-93121	Aros / Rings / Fasce	STD
REC09263-14022	09263-14014	Rodamientos / Bearing / cuscinetto	
REC09381-14001	09381-14001	Clip	

### MOTORES / ENGINES / MOTORI

DT99/DT15K-G-Y (1986-00)  
DT9.9 / DT15K1-K4 (2001-04)



Ref.	R.O.		
REC12110-94350K		Kit Pistón/ Piston kit/ Kit Pistoni	STD
REC09381-18002	09381-18002	Clip	

### MOTORES / ENGINES / MOTORI

DT35 (1980-1982)  
DT40 (1980-1982)



Ref.	R.O.		
REC12110-94400KK		Kit Pistón/ Piston kit/ Kit Pistoni	STD
REC12151-94400	12151-94400	Bulón / Pin / Bulone	
REC12140-94400	12140-94400	Aros / Rings / Fasce	STD
REC09263-20072	09263-20072	Rodamientos / Bearing / cuscinetto	
REC09381-20003	09381-20003	Clip	

### MOTORES / ENGINES / MOTORI

DT40C-W-G-X (1986-99)  
DT40W-K1-K4 (2001-04)



## BIELAS CONNECTING ROD BIELLA

Ref.	R.O.
REC12161-93902	12161-93902

### MOTORES / ENGINES / MOTORI

DT9.9K / DT15K-G-Y (1986-00)  
DT9.9 / DT15K1-K4 (2001-04)  
DT15C (1989-97)



Ref.	R.O.
REC12161-96300	12161-96300

### MOTORES / ENGINES / MOTORI

DT20 / DT25 / DT30G-Y (1986-00)  
DT25 / DT30K1-K2 (2001-02)

Ref.	R.O.
REC12161-94400	12161-94400

### MOTORES / ENGINES / MOTORI

DT40C-W-G-Y (1986-99)  
DT40WK1-K4 (2001-04)  
DT55 / DT65J-X (1988-99)

## RODAMIENTOS BEARING CUSCINETTI

### PIE / FOOT / PIEDE

Ref.	R.O.
REC09263-20051	09263-20051

### MOTORES / ENGINES / MOTORI

DT15C (1989-97)  
DT9.9 / DT15K1-K4 (2001-04)  
DT9.9K / DT15K-G-Y (1986-00)



Ref.	R.O.
REC09263-27005	09263-27005

### MOTORES / ENGINES / MOTORI

DT40C-W-G-X (1986-99)  
DT40W K1-K4 (2001-04)  
DT55 / DT65J-X (1988-99)



### CABEZA / HEAD / TESTA

Ref.	R.O.
REC09263-14022	09263-14022

### MOTORES / ENGINES / MOTORI

DT9.9K / DT15K G-Y (1986-00)  
DT9.9 / DT15K1-K4 (2001-04)



Ref.	R.O.
REC09263-18016	09263-14022

### MOTORES / ENGINES / MOTORI

DT25 (1983-88)  
DT30 (1983-88)



Ref.	R.O.
REC09263-20072	09263-20072

### MOTORES / ENGINES / MOTORI

DT40C-W-G-X (1986-99)  
DT40W K1-K4 (2001-04)  
DT55 / DT65J-X (1988-99)  
DT90 / DT100L-Y (1990-00)



Ref.	R.O.
REC09263-24018	09263-24018

### MOTORES / ENGINES / MOTORI

DF20 (1986-88)  
DT25 (1983-88)  
DT30 (1983-85)  
DT40 (1984-85)  
DT50 (1984+)



## ARANDELAS THRUST WASHER RONDELLA

Ref.	R.O.
REC09160-27008	09160-27008

### MOTORES / ENGINES / MOTORI

DT35 (1987-89) DT55 (1985-97)  
DT40 (1986-98) DT65 (1985-97)



Ref.	R.O.
REC09181-24001	09181-24001

### MOTORES / ENGINES / MOTORI

DT20 / DT25 / DT30G-Y (1986-00)  
DT25 / DT30K1-K2 (2001-02)



Ref.	R.O.
REC09160-20052	09160-20052

### MOTORES / ENGINES / MOTORI

DT15C (1989-97)  
DT9.9 / DT15K1-K4 (2001-04)  
DT9.9K / DT15K-G-Y (1986-00)



# CIGÜEÑAL CRANKSHAFT ALBERO MOTORE

## CIGÜEÑAL SUPERIOR CRANKSHFT UPPER ALBERO MOTORE SUPERIORE

Ref.	R.O.
REC12221-94412	12221-94412

### MOTORES / ENGINES / MOTORI

DT40C-W-G-X (1986-99)  
DTW-K1-K4 (2001-04)



## CIGÜEÑAL CENTRAL - SUPERIOR WHEEL, CRANKSHFT UPPER ALBERO MOTORE CENTRALE SUPERIORE

Ref.	R.O.
REC12231-94413	12231-94413

### MOTORES / ENGINES / MOTORI

DT40C-W-G-X (1986-99)  
DTW-K1-K4 (2001-04)



## CIGÜEÑAL CENTRAL - INFERIOR WHEEL, CRANKSHFT UNDER ALBERO MOTORE CENTRALE INFERIORE

Ref.	R.O.
REC12232-94412	12232-94412

### MOTORES / ENGINES / MOTORI

DT40C-W-G-X (1986-99)  
DTW-K1-K4 (2001-04)



## CIGÜEÑAL INFERIOR CRANKSHFT UNDER ALBERO MOTORE INFERIORE

Ref.	R.O.
REC12240-94432	12240-94432

### MOTORES / ENGINES / MOTORI

DT40C-W-G-X (1986-99)  
DTW-K1-K4 (2001-04)



## RODAMIENTOS CIGÜEÑAL BEARING CRANKSHAFT CUSCINETTI ALBERO MOTORE

Ref.	R.O.
REC09262-25078	09262-25078

### MOTORES / ENGINES / MOTORI

DT9.9K / DT15K-G-Y (1986-00)  
DT9.9/DT15K1-K4 (2001-04)

25 x 25 x 15 mm



Ref.	R.O.
REC09262-30055	09262-30055

### MOTORES / ENGINES / MOTORI

DT20/DT25/DT30G-Y (1986-00)  
DT25 / DT30K1-K2 (2001-04)  
DT75 / DT85J-Y (1988-00)

30 x 72 x 19 mm



Ref.	R.O.
REC09269-30012	09269-30012

### MOTORES / ENGINES / MOTORI

DT40X-W-G-X (1986-99)  
DT40WK1-K4 (2001-04)  
DT55 / DT65J-X (1988-99)  
DT75 / DT85J-Y (1988-00)

30 x 72 x 19 mm



# JUNTA DE CULATA GASKET CYLINDER HEAD GUARNIZIONE TESTATA



## JUNTA DE CULATA GASKET CYLINDER HEAD GUARNIZIONE TESTATA

Ref.	R.O.
REC11141-98401	11141-98411

### MOTORES / ENGINES / MOTORI

DT2 / DT2.2 G-Y (1686-00)



Ref.	R.O.
REC11141-98130	11141-98130

### MOTORES / ENGINES / MOTORI

DT5 / DT6 / DT8G-Y (1986-00)  
DT6 / DT8Y-KS (2000-02)



Ref.	R.O.
REC11141-93960	11141-93950

### MOTORES / ENGINES / MOTORI

DT9.9D / DT15K-G-Y (1986-00)  
DT9.9 / DT15K1-K4 (2001-04)  
DT15C (1989-97)



Ref.	R.O.
REC11141-96303	11141-96344

### MOTORES / ENGINES / MOTORI

DT20 / DT25 / DT30G-Y (1986-00)



Ref.	R.O.
REC11141-95D40	11141-95D40

### MOTORES / ENGINES / MOTORI

DT25C / DT30C-K-Y (1989-00)



Ref.	R.O.
REC11141-96344	11141-96343

### MOTORES / ENGINES / MOTORI

DT25 / DT30 K1-K2 (2001-02)



Ref.	R.O.
REC11141-94450	11141-94450

### MOTORES / ENGINES / MOTORI

DT40C-W-G-X (1986-99)



Ref.	R.O.
REC11141-94720	11141-94701/94720

### MOTORES / ENGINES / MOTORI

DT55 / DT65J-X (1988-99)



Ref.	R.O.
REC11141-95505	11141-95505/95621

### MOTORES / ENGINES / MOTORI

DT75 / DT85J-Y (1988-00)



Ref.	R.O.
REC11141-94506	11141-94506/94620

**MOTORES / ENGINES / MOTORI**  
DT115 / DT140G-Y (1986-00)  
4 In line



Ref.	R.O.
REC11141-87E90	11141-87D90/87E20

**MOTORES / ENGINES / MOTORI**  
DT90 / DT100L-Y (1999-00)  
V4



Ref.	R.O.
REC11141-87D90	11141-87D90/87D61

**MOTORES / ENGINES / MOTORI**  
150/200 HP (1986)  
V6



Ref.	R.O.
REC11141-87D92	11141-87D92/87D32

**MOTORES / ENGINES / MOTORI**  
V6H-Y (1987-00)  
DT150 / DT200 /  
DT225W-K3 (1998-03)



## JUNTA DE CULATA GASKET CYLINDER HEAD GUARNIZIONE TESTATA

Ref.	R.O.
REC11141-97J02	11141-97JL0

**MOTORES / ENGINES / MOTORI**  
DF2.5 (2006-15)



Ref.	R.O.
REC11141-93E20	11141-93E20

**MOTORES / ENGINES / MOTORI**  
DF9.9 / DF15T-K3 (1996-03)  
DF9.9 / DF15 (R) (2004-11) MY04



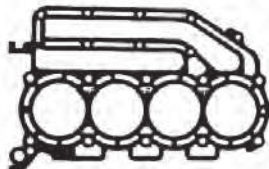
Ref.	R.O.
REC11141-95J00	11141-95J00

**MOTORES / ENGINES / MOTORI**  
DF20 / DF25 / DF25R V2 (2006-11)



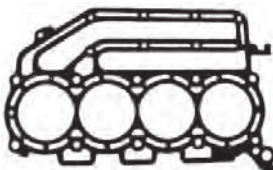
Ref.	R.O.
REC11141-90J01	11141-90J00

**MOTORES / ENGINES / MOTORI**  
DF90 / DF100 / DF115K1-K11 (2001-2011)



Ref.	R.O.
REC11141-92J01	11141-92J00

**MOTORES / ENGINES / MOTORI**  
MODELOS A / A MODELS / MODELLO A  
DF100A / DF115A / DF140A (2013+)  
DF140 (2002-12)



Ref.	R.O.
REC11141-93J10	11141-93J03 STB

**MOTORES / ENGINES / MOTORI**  
DF200 / DF225 / DF250 (2004+)



Ref.	R.O.
REC11142-93J10	11142-93J03 PORT

**MOTORES / ENGINES / MOTORI**  
DF200 / DF225 / DF250 (2004+)



Ref.	R.O.
REC11141-98J10	11141-98J01 STB

**MOTORES / ENGINES / MOTORI**  
DF300AP (2012)  
DF300T-Z (2007-11)



Ref.	R.O.
REC11142-98J10	11142-98J00 PORT

**MOTORES / ENGINES / MOTORI**  
DF300AP (2012)  
DF300T-Z (2007-11)



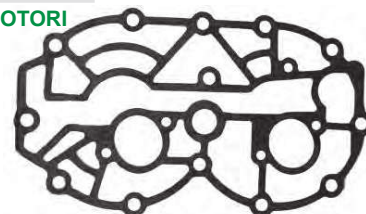
## GUÍA JUNTAS CULATA GASKET CYLINDER GUIDE GUIDA GUARNIZIONE TESTATA

MODELO MODEL MODELLO	AÑO YEAR ANNO	R.O. OEM	REF
DT2.2/DT2.2 G-Y	1986-00	11141-98411	REC11141-98401
DT5/DT6/DT8 G-Y	1986-00	11141-98130	REC11141-98130
DT6/DT8 Y-K2	2000-02	11141-98130	REC11141-98130
DT8/DT9.9 C-J-V	1998-97	11141-92D20	REC11141-92D20
DT9.9K/DT15 K-G-Y	1986-00	11141-93950	REC11141-93960
DT9.9/DT15 K1-K4	2001-04	11141-93950	REC11141-93960
DT15C	1989-97	11141-93950	REC11141-93960
DT20/DT25/DT30 G-Y	1986-00	11141-96344	REC11141-96303
DT25-DT30 C-K-Y	1989-00	11141-95D40	REC11141-95D40
DT25/DT30 K1-K2	2001-01	11141-96343	REC11141-96344
DT40 C-W-G-X	1986-99	11141-94440	REC11141-94450
DT55/DT65 J-X	1988-99	11141-94720	REC11141-94720
DT75/DT85 J-Y	1988-00	11141-95621	REC11141-95505
DT90/DT100 L-Y	1990-00	11141-87E20	REC11141-87E90
DT115/DT140 G-Y	1986-00	11141-94620	REC11141-94506
DT150/DT200 V6	1986-86	11141-87D61	REC11141-87D90
DT150/DT200/DT225 W-K3	1998-03	11141-87D32	REC11141-87D92
DF2.5	2006-15	11141-97JL0	REC11141-97J02
DF9.9/DF15 T-K3	1996-03	11141-93E20	REC11141-93E20
DF9.9/DF15 R	2004-11	11141-93E20	REC11141-93E20
DF20/DF25 R-V2	2006-11	11141-95J00	REC11141-95J00
DF90/DF100/DF115 K1-K11	2001-11	11141-90J01	REC11141-90J01
DF100A/DF115A/DF140A	2013 +	11141-92J00	REC11141-92J01
DF140	2002-12	11141-92J00	REC11141-92J01
DF200/DF225/DF250 V6 (STB)	2004 +	11141-93J03	REC11141-93J10
DF200/DF225/DF250 V6 (PORT)	2004 +	11142-93J03	REC11142-93J10
DF300 T/Z V6 (STB)	2007-11	11141-98J01	REC11141-98J10
DF300 T/Z V6 (PORT)	2007-11	11142-98J00	REC11141-98J10
DF300 AP V6 (STB)	2012-12	11141-98J01	REC11141-98J10
DF300 AP V6 (PORT)	2012-12	11142-98J00	REC11141-98J10

## JUNTAS CULATÍN GASKET, HEAD COVER GUARNIZIONE COPERCHIO TESTA

Ref.	R.O.
REC11162-94410	11162-94410

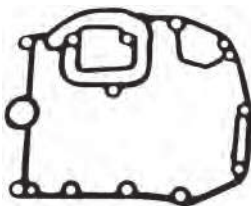
**MOTORES / ENGINES / MOTORI**  
DT40C-WG-X (1986-99)  
DT40W K1-K4 (2001-04)



## JUNTAS CARTER OIL PAN GASKET GUARNIZIONE CARTER

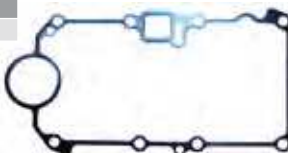
Ref.	R.O.
REC11489-90J00	11489-90J00

**MOTORES / ENGINES / MOTORI**  
DF90 / DF100 / DF115 K1-K11 (2001-11)  
DF140 (2002-12)  
DF115WT / DF140WT-K3 (2003)  
DF100A / DF115A 7 / DF140 (2013+)



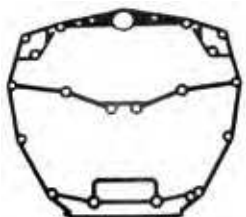
Ref.	R.O.
REC11489-93E11	11489-93E10

**MOTORES / ENGINES / MOTORI**  
DF9.9 / DF15 (R) (2004-11)  
DF15 (2012)



Ref.	R.O.
REC11489-93J00	11489-93J00

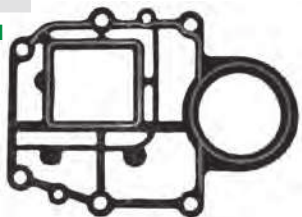
**MOTORES / ENGINES / MOTORI**  
DF200 / DF225 / DF250 (2004+)  
DF300AP (2012)  
DF300T-Z (2007-11)



## JUNTAS BASE GASKET, UNDER OIL GUARNIZIONE BASE OLIO

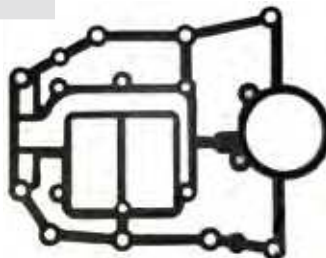
Ref.	R.O.
REC11433-93912	11433-93901

**MOTORES / ENGINES / MOTORI**  
DT9.9 / DT15 K1-K4 (2001-04)  
DT9.9K / DT15K-G-Y (1986-00)



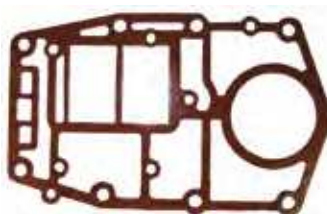
Ref.	R.O.
REC11433-94412	11433-94412

**MOTORES / ENGINES / MOTORI**  
DT40C-W-G-X (1986-00)



Ref.	R.O.
REC11433-96330	11433-96302

**MOTORES / ENGINES / MOTORI**  
DT20 / DT25 / DT30G-Y (1986-00)  
DT25 / DT30 K1-K2 (2001-02)



Ref.	R.O.
REC51142-93J00	51142-93J00

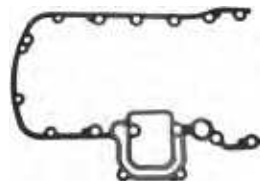
**MOTORES / ENGINES / MOTORI**  
DF200 / DF225 / DF250 (2004+)  
DF300AP (2012)  
DF300T-Z (2007-11)



## JUNTAS BASE MOTOR GASKET, ENGINE HOLDER GUARNIZIONE, BASE MOTORE

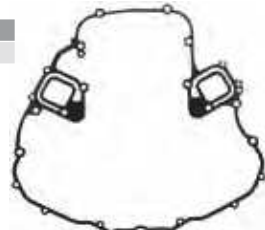
Ref.	R.O.
REC51211-90J10	51211-90J22

**MOTORES / ENGINES / MOTORI**  
DF90 / DF100 / DF115 K1-K11 (2001-11)  
DF140 (2002-12)



Ref.	R.O.
REC51211-93J00	51211-93J00

**MOTORES / ENGINES / MOTORI**  
DF200 / DF225 / DF250 (2004-15)  
DF300AP (2012)  
DF300T/Z (2007-11)

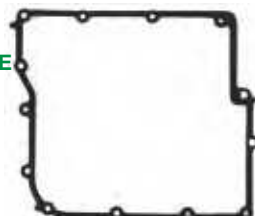


## JUNTAS COLECTOR GASKET, COLLECTOR GUARNIZIONE COLLECTTORE

**JUNTA TAPA COLECTOR  
GASKET, COLLECTOR COVER  
GUARNIZIONE, TAPPO COLLECTTORE**

Ref.	R.O.
REC13147-98J00	13147-98J00

**MOTORES / ENGINES / MOTORI**  
DF300AP (2012)  
DF300T/Z (2007-11)



**JUNTA COLECTOR ADMISIÓN  
GASKET, INTAKE MANIFOLD  
GUARNIZIONE, COLLETTORE DI ASPIRAZIONE**

Ref.	R.O.
REC13119-93J00	13119-93J00

**MOTORES / ENGINES / MOTORI**  
DF200 / DF225 / DF250 (2004+)



Ref.	R.O.
REC13122-95J00	13122-95J00


**MOTORES / ENGINES / MOTORI**  
DF20R / DF25 / DF25R V2 (2006 -11)



## JUNTAS, BASE RETÉN GASKET, MOUNT OIL SEAL COVER GUARNIZIONE, BASE PARAOLIO

Ref.	R.O.
REC51123-93J00	51123-93J00

**MOTORES / ENGINES / MOTORI**  
DF200 / DF225 / DF250 (2004+)  
DF300AP (2012)  
DF300T/Z (2007-11)



## JUNTA, GUÍA CADENA GASKET TIMING CHAIN GUIDE BASE GUARNIZIONE CARTER CATENA GUIDA BASE

Ref.	R.O.
REC12778-93J00	12778-93J00

**MOTORES / ENGINES / MOTORI**  
DF200 / DF225 / DF250 (2004+)  
DF300AP (2012)  
DF300T/Z (2007-11)



## JUNTAS GASKET OIL GALLERY GUARNIZIONE OLIO

Ref.	R.O.
REC16433-93J00	16433-93J00

**MOTORES / ENGINES / MOTORI**  
DF200 / DF225 / DF250 (2004+)  
DF300AP (2012)  
DF300T/Z (2007-11)



Ref.	R.O.
REC17693-95J00	17693-95J00

**MOTORES / ENGINES / MOTORI**  
DF20R / DF25 / DF25R V2 (2006-11)



## JUNTA, CUERPO MARIPOSA GASKET, THROTTLE BODY GUARNIZIONI, CORPO FARFALLATO

Ref.	R.O.
REC13421-98J00	13421-98J00

**MOTORES / ENGINES / MOTORI**  
DF300AP (2012)  
DF300T/Z (2007-11)



## JUNTAS ESCAPE EXHAUST GASKET GUARNIZIONE SCARICO

Ref.	R.O.
REC14212-94413	14212-94412

**MOTORES / ENGINES / MOTORI**  
DT40C-W-G-X (1986-99)



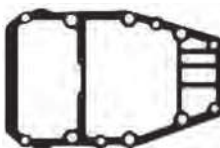
Ref.	R.O.
REC52113-96330	52113-96304

**MOTORES / ENGINES / MOTORI**  
DT20 / DT25 / DT30G-Y (1986-00)  
DT25 / DT30K1-K4 (2001-02)



Ref.	R.O.
REC52113-93910	52113-93901

**MOTORES / ENGINES / MOTORI**  
DT9.9 / DT15 K1-K4 (2001-04)  
DT9.9K / DT15K-G-Y (1986-00)



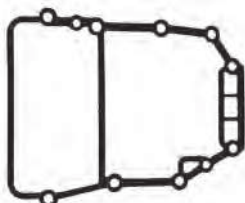
Ref.	R.O.
REC14151-96311	14151-96310

**MOTORES / ENGINES / MOTORI**  
DT20 / DT25 / DT30G-Y (1986-00)  
DT25 / DT30 K1-K2 (2001-02)



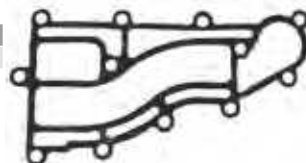
Ref.	R.O.
REC11434-94411	11434-94411

**MOTORES / ENGINES / MOTORI**  
DT40C-W-G-X (1986-99)  
DT40W K1-K4 (2001-04)



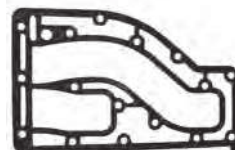
Ref.	R.O.
REC14151-93912	14151-93901

**MOTORES / ENGINES / MOTORI**  
DT9.9 / DT15 K1-K4 (2001-04)  
DT9.9K / DT15K-G-Y (1986-00)



Ref.	R.O.
REC14151-94411	14151-94412


**MOTORES / ENGINES / MOTORI**  
DT40C-W-G-X (1986-99)  
DT40W K1-K4 (2001-04)



## JUNTA TUBO ESCAPE GASKET, EXHAUST TUBE GUARNIZIONE, TUBO DI SCARICO

Ref.	R.O.
REC14212-93J00	14212-93J00

**MOTORES / ENGINES / MOTORI**  
DF200 / DF225 / DF250 (2004+)  
DF300AP (2012)  
DF300T/Z (2007-11)



Ref.	R.O.
REC52331-87L00	52331-87L00

**MOTORES / ENGINES / MOTORI**  
DF70A / DF80A / DF90A (2009+)



## JUNTA TAPA ESCAPE GASKET, EXHAUST COVER GUARNIZIONE, COPERTURA SCARICO

Ref.	R.O.	PORT	STB
REC14152-93J00	14152-93J00		
REC14151-93J00	14151-93J00		

**MOTORES / ENGINES / MOTORI**  
DF200 / DF225 / DF250 (2004+)  
DF300AP (2012)  
DF300T/Z (2007-11)



REC14151-93J00

REC14152-93J00

## RETENES ACEITE OIL SEALS PARAOLIO

Ref.	R.O.
REC09282-10008	09282-10008

**MOTORES / ENGINES / MOTORI**  
DF2.5 (2006-13)  
DF4 / DF5 / DF6 (2002+)  
DT4/J4 / DT5Y (1988-02)  
DT4K1 (2001)



10 x 21 x 4.5 mm

Ref.	R.O.
REC09282-12008	09282-12008

**MOTORES / ENGINES / MOTORI**  
DF2.5 (2012)  
DTK1 (2001)  
DF4 / DF5 / DF6 (2002-12)  
DT4 / J4 / DT5Y (1988-02)  
DT8 / DT9.9C-J-V (1988-97)



12 x 24 x 4.5 mm

Ref.	R.O.
REC09282-12010	09282-12010

**MOTORES / ENGINES / MOTORI**  
DF9.9 / DF15 (R) (2004-12)  
DF9.9 / DF15T-K3 (1996-03)  
DT15C (1989-97)  
DT9.9K / DT15K-G-Y (1986-00)  
DT9.9 / DT15K1-K4 (2001-04)



12 x 25 x 7 mm

Ref.	R.O.
REC09282-15008	09282-15008

**MOTORES / ENGINES / MOTORI**

DF20R / DF25 / DF25RVZ (2006-11)  
DT20 / DT25 / DT30G-Y (1986-00)  
DT25 / DT301-K2 (2001-02)  
14.7 x 25 x 6.5 mm



Ref.	R.O.
REC09282-17005	09282-17005

**MOTORES / ENGINES / MOTORI**

DF40 / DF50X-K10 (1999-10)  
DF40A / DF50A / DF60A (2010+)  
DT40X-W-G-X (1986-99)  
DT40W-K1-K4 (2001-04)  
17 x 32 x 6 mm



Ref.	R.O.
REC09282-17009	09282-17009

**MOTORES / ENGINES / MOTORI**

DF25 / DF30W-K6 (2000-06)  
DF40 / DF50Y-K10 (1999-10)  
DT25C / DT30C-K-Y (1989-00)  
DT40C-W-G-X (1986-99)  
DT40W-K1-K4 (2001-04)  
DT55 / DT65J-X (1988-99)  
17 x 28 x 6 mm



Ref.	R.O.
REC09283-10003	09283-10003

**MOTORES / ENGINES / MOTORI**

DT4 / J4 / DT5Y (1988-02)  
DT4K1 (2001)  
DT5 / DT6 / DT8G-Y (1986-00)  
DT6 / DT8Y-K2 (2000-02)  
10 x 22 x 6 mm



Ref.	R.O.
REC09283-10009	09283-10009

**MOTORES / ENGINES / MOTORI**

DF4 / DF5 / DF6 (2002+)  
10 x 45 x 5 mm



Ref.	R.O.
REC09283-17002	09283-17002

**MOTORES / ENGINES / MOTORI**

DT2 / DT2.2G-Y (1986-00)  
DT2.2K1-K5 (2001-05)  
17 x 29 x 7 mm



Ref.	R.O.
REC09283-20018	09283-20018

**MOTORES / ENGINES / MOTORI**

DT4K1 (2001)  
DT4 / J4 / DT5Y (1988-02)  
DT8 / DT9.9C-J-V (1988-97)  
DT15C (1989-97)  
20 x 37 x 9 mm



Ref.	R.O.
REC09283-20045	09283-20045

**MOTORES / ENGINES / MOTORI**

DT4 -J4-DT5Y (1988-00)  
DT5Y (1998-02)  
DT4K1 (2001)



Ref.	R.O.
REC09283-25035	09283-25035

**MOTORES / ENGINES / MOTORI**

DT15C (1989-97)  
DT9.9K / DT15K-G-Y (1986-00)  
DT9.9 / DT15K1-K4 (2001-04)  
25 x 40 x 7 mm



Ref.	R.O.
REC09283-25075	09283-25075

**MOTORES / ENGINES / MOTORI**

DT9.9K / DT15K-G-Y (1986-00)  
DT9.9 / DT15K1-K4 (2001-04)  
25 x 52 x 7 mm



Ref.	R.O.
REC09283-25076	09283-25076

**MOTORES / ENGINES / MOTORI**

DF4 / DF5 / DF6 (2002+)  
25 x 45 x 5 mm



Ref.	R.O.
REC09283-30062	09283-30062

**MOTORES / ENGINES / MOTORI**

DT20 / DT25 / DT30G-Y (1986-00)  
DT25 / DT30K1-K2 (2001-02)  
DT40C-W-G-X (1986-99)  
DT40W K1-K4 (2001-04)  
DT55 / DT65J-X (1988-99)  
DT75 / DT85Y (1988-00)  
30 x 55 x 8 mm



Ref.	R.O.
REC09283-30064	09283-30064

**MOTORES / ENGINES / MOTORI**

DT20 / DT25 / DT30G-Y (1986-00)  
DT25 / DT30K1-K2 (2001-02)  
30 x 55 x 10 mm



Ref.	R.O.
REC09283-35043	09283-35043

**MOTORES / ENGINES / MOTORI**

DT40C-W-G-X (1986-99)  
DT40WK1-K4 (2001-04)  
DT55 / DT65J-X (1988-99)  
35 x 55 x 7 mm



Ref.	R.O.
REC09289-10005	09289-10005

**MOTORES / ENGINES / MOTORI**

DT2 / DT2.2G-Y (1986-00)  
DT2.2 K1-K5 (2001-05)



Ref.	R.O.
REC09289-12002	09289-12002

**MOTORES / ENGINES / MOTORI**

DT2 / DT2.2 G-Y (1986-00)  
DT2.2 K1-K5 (2001-05)  
12 x 28 x 8 mm



Ref.	R.O.
REC09289-17004	09289-17004

**MOTORES / ENGINES / MOTORI**

DT20 / DT25 / DT30G-Y (1986-00)  
DT25 / DT30K1-K2 (2001-02)  
17 x 30 x 9 mm



Ref.	R.O.
REC09289-17006	09289-17006

**MOTORES / ENGINES / MOTORI**

DF8A-AR / DF9.9A-AR (2010-12)  
DF9.9 / DF15(R) (2004-12)  
DF9.9 / DF15T-K3 (1996-03)  
D9.9K / DT15K-G-Y (1986-00)  
DT9.9 / DT15K1-K4 (2001-04)  
DT15C (1989-97)  
17 x 30 x 6 mm



Ref.	R.O.
REC09289-20009	09289-20009

**MOTORES / ENGINES / MOTORI**

DF20R / DF25 / DF25RVZ (2006-11)  
DF25 / DF30Y-K6 (2000-06)  
DT20 / DT25 / DT30G-Y (1986-00)  
DT25 / DT30K1-K2 (2001-02)  
DT25C / DT30C-K-Y (1989-00)  
20 x 34 x 6,5 mm



Ref.	R.O.
REC09289-22007	09289-22007

**MOTORES / ENGINES / MOTORI**

DF40A / DF50A / DF60A (2010+)  
 DF40 / DF50X-K10 (1999-10)  
 DT40X-W-G-X (1986-99)  
 DT40C-W-G-X (1986-99)  
 DT40W-K1-K4 (2001-04)  
 DT55 / DT65J-X (1988-99)

21.2 x 35 x 5 mm

Ref.	R.O.
REC09289-30008	09289-30008

**MOTORES / ENGINES / MOTORI**

DT9.9K / DT15K-G-Y (1986-00)  
 DT9.9 / DT15K1-K4 (2001-04)

30 x 52 x 10 mm

**KITS CARBURADOR  
 CARBURETOR KIT  
 GUIDA CARBURATORI**

Ref.	R.O.
REC13910-87D00	13910-87D00



Ref.	R.O.
REC13910-94701	13910-94701



Ref.	R.O.
REC13910-94400	13910-94400



Ref.	R.O.
REC13910-95D00	13910-95D00



Ref.	R.O.
REC13910-89J01	13910-89J01



MODELO MODEL MODELLO	AÑO YEAR ANNO	REF
DT25C / DT30C-K-Y	1989-00	REC13910-95D00
DF25 / DF30Y-K6	2000-06	REC13910-89J01
DT40C-W-G-X	1986-99	REC13910-94400
DT40W-K1-K4	2001-04	REC13910-94400
DT55 / DT65J-X	1988-99	REC13910-94701
DT75 / DT85J-Y	1988-00	REC13910-94701
DT115 / DT140G-Y	1986-00	REC13910-94701
DT90 / DT100L-Y	1990-00	REC13910-87D00
V6 H-Y	1987-00	REC13910-87D00

**BOMBA COMBUSTIBLE  
 FUEL PUMP ASSY  
 POMPA BENZINA**

Ref.	R.O.
REC15200-96J00	15200-96J00

**MOTORES / ENGINES / MOTORI**

DF150 / DF175T/Z (G) (2014)  
 DF150 / DF175T/Z (2006-13)  
 DF200A (2015)



Ref.	R.O.
REC63P-13907-03	15200-90J00, 15200-92J00, 15200-93J01

**MOTORES / ENGINES / MOTORI**

DF70A / DF80A / DF90A (2009-12)  
 DF90 / DF100 / DF115 (2001-11)  
 DF140 (2002-12)  
 DF100A / DF115A (2013)  
 DF100A / DF115A / DF140A (2014+)  
 DF140A (2013)  
 DF7A / DF80A / DF90A (2014+)  
 DF200 / DF225 / DF250 (2004+)  
 4T / Strokes / Tempi



**KIT MEMBRANAS BOMBA COMBUSTIBLE  
 DIAPHRAGM SET, FUEL PUMP  
 KIT MEMBRANA POMPA BENZINA**

Ref.	R.O.
REC15170-93911	15170-93920

**MOTORES / ENGINES / MOTORI**

DT9.9K / DT15K-G-Y (1986-00)  
 DT9.9 / DT15K1-K4 (2001-04)  
 DT8 / DT9.9C-J-V (1988-97)  
 DT15C (1989-97)



Ref.	R.O.
REC15170-94320	15170-94320

**MOTORES / ENGINES / MOTORI**

DT20 / DT25 / DT30G-Y (1986-00)  
 DT25 / DT30 K1-K2 (2001-02)  
 DT25C / DT30C K-Y (1989-00)  
 DT40C-W-G-X (1986-99)  
 DT40W-K1-K4 (2001-04)  
 DT55 / DT65J-X (1988-99)



Ref.	R.O.
REC15170-98110	15170-98110

**MOTORES / ENGINES / MOTORI**

DT4 / J4 / DT5Y (1988-00)  
 DT4 K1 (2001)  
 DT5Y (1998-02)  
 DT5 / DT6 / DT8G-Y (1986-00)  
 DT6 / DT8Y-K2 (2000-02)



Ref.	R.O.
REC15170-91J00	15170-91J00

**MOTORES / ENGINES / MOTORI**

DF4 / DF5 / DF6 (2002-11)



Ref.	R.O.
REC15170-94J00	15170-94J00

**MOTORES / ENGINES / MOTORI**

DF8A / DF8AR / DF9.9A / DF9.9AR (2010-11)  
 DF9.9 / DF15 (R) (2004-11)



Ref.	R.O.
REC15170-99E00	15170-99E00

**MOTORES / ENGINES / MOTORI**

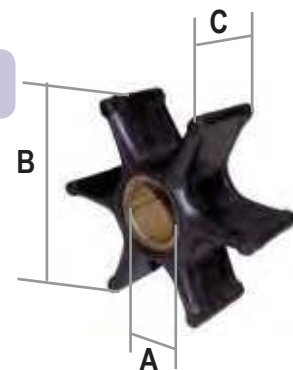
DF9.9 / DF15R-K3 (1996-03)  
 DF25 / DF30Y K6 (2000-06)  
 DF40 / DF50Z-K10 (1999-10)  
 DF60 / DF70W-K9 (1998-09)





# GUÍA IMPULSORES / IMPELLER GUIDE / GUIDA GIRANTE

MEDIDAS mm (A-B-C)  
Measurements mm (A-B-C)  
Misure mm (A-B-C)



Modelo Model Modello	AÑO YEAR ANNO	R.O. OEM	Ref. RECMAR	Ref. CEF	Medidas / A	Measurements / B	Misure C
DT4	1988-2001	17461-98501,2,3	REC17461-98503	CEF500336	10,15	41,00	14,00
DT5	1986-2002	17461-98501,2,3	REC17461-98503	CEF500336	10,15	41,00	14,00
DT6	1984-2002	17461-98501,2,3	REC17461-98503	CEF500336	10,15	41,00	14,00
DT8	1980-1987	17461-98501,2,3	REC17461-98503	CEF500336	10,15	41,00	14,00
DT8	1988-1997	17461-92D02	REC17461-92D02	CEF500319	12,20	42,00	20,00
DT9,9	1980-1987	17461-93001,3,4	REC17461-93004	CEF500398	15,00	70,00	12,50
DT9,9	1988-1997	17461-92D02	REC17461-92D02	CEF500319	12,20	42,00	20,00
DT14	1977-1980	17461-93001,3,4	REC17461-93004	CEF500398	15,00	70,00	12,50
DT15	1986-1997	17461-93901,2,3	REC17461-93903	CEF500329	13,20	42,00	22,00
DT16	1977-1982	17461-93001,2,3,4	REC17461-93004	CEF500398	15,00	70,00	12,50
DT20	1986-1988	17461-96301	REC17461-96312	CEF500362G	17,10	67,50	16,18
DT25	1977-1982	17461-93001,2,3,4	REC17461-93004	CEF500398	15,00	70,00	12,50
DT25	1983-1988	17461-96301	REC17461-96312	CEF500362G	17,10	67,50	16,18
DT25	1989-2000	17461-96400		CEF500399	17,20	67,00	16,16
DT28	1972-1982	17461-93002	REC17461-93004	CEF500398	15,00	70,00	12,50
DT30	1983-1985	17461-96301	REC17461-96312	CEF500362G	17,10	67,50	16,18
DT30	1989-2000	17461-96400		CEF500399	17,20	67,00	16,16
DT35	1987-1989	17461-96301	REC17461-96312	CEF500362G	17,10	67,50	16,18
DT40	1983	17461-95201	REC17461-94700	CEF500312	19,13	51,80	19,00
DT40	1984-1998	17461-96310	REC17461-96312	CEF500362G	17,10	67,50	16,18
DT50	1978-1984	17461-95501,95300	REC17461-95300	CEF500360	20,10	67,50	19,00
DT55	1985-1997	17461-94700,1	REC17461-94700	CEF500361	17,10	67,00	19,00
DT60	1983	17461-95200	REC17461-94700	CEF500361	17,10	67,00	19,00
DT60	1984	17451-96301	REC17461-96312	CEF500362G	17,10	67,50	16,18
DT65	1985-1997	17461-94701	REC17461-94700	CEF500361	17,10	67,00	19,00
DT75	1983-1997	17461-95501,95300,1,2	REC17461-95300	CEF500360	20,10	67,50	19,00
DT85	1983-2000	17461-95501,95300,1,2	REC17461-95300	CEF500360	20,10	67,50	19,00
DT90	1988++	17461-87E12	REC17461-87E12	CEF500365	22,20	78,30	35,10
DT100	1988++	17461-87E12	REC17461-87E12	CEF500365	22,20	78,30	35,10
DT115	1986-2001	17461-94510	REC17461-90J01	CEF500367	24,30	86,00	31,70
DT140	1986-2001	17461-94510	REC17461-90J01	CEF500367	24,30	86,00	31,70
DT150	1987-1996	17461-90J01	REC17461-90J01	CEF500367	24,30	86,00	31,70
DT200	1998-2003	17461-90J00	REC17461-90J01	CEF500367	24,30	86,00	31,70
DT225	1998-2003	17461-90J00	REC17461-90J01	CEF500367	24,30	86,00	31,70



Modelo Model Modello	AÑO YEAR ANNO	R.O. OEM	Ref. RECMAR	Ref. CEF	Medidas / A	Measurements / B	Misure C
DF2.5	2003+	17461-97110	REC17461-97JM0				
DF4	2003+	17461-98503	REC17461-98503	CEF500336	10,15	41,00	14,00
DF6	2003+	17461-98503	REC17461-98503	CEF500336	10,15	41,00	14,00
DF8	2010+	17461-93903	REC17461-93903	CEF500329	13,20	42,00	22,00
DF9,9	2004+	17461-93903	REC17461-93903	CEF500329	13,20	42,00	22,00
DF15	20004+	17461-93903	REC17461-93903	CEF500329	13,20	42,00	22,00
DF25	1999-2010	17461-96312	REC17461-96312	CEF500362G	17,10	67,50	16,18
DF30	1999-2007	17461-96312	REC17461-96312	CEF500362G	17,10	67,50	16,18
DF40	1999+	17461-96312	REC17461-96312	CEF500362G	17,10	67,50	16,18
DF50	1999+	17461-96312	REC17461-96312	CEF500362G	17,10	67,50	16,18
DF60	1998-2009	17461-87E10,11,12	REC17461-87E12	CEF500365	22,20	78,30	26,00
DF70	1998+	17461-87E10,11,12	REC17461-87E12	CEF500365	22,20	78,30	26,00
DF80	2010+	17461-87E10,11,12	REC17461-87E12	CEF500365	22,20	78,30	26,00
DF90	2010+	17461-87E10,11,12	REC17461-87E12	CEF500365	22,20	78,30	26,00
DF100	2001+	17461-90J01	REC17461-90J01	CEF500367	24,30	86,00	31,70
DF115	2002+	17461-90J01	REC17461-90J01	CEF500367	24,30	86,00	31,70
DF140	2002+	17461-90J01	REC17461-90J01	CEF500367	24,30	86,00	31,70
DF150	2008+	17461-90J01	REC17461-90J01	CEF500367	24,30	86,00	31,70
DF175	2007+	17461-90J01	REC17461-90J01	CEF500367	24,30	86,00	31,70
DF200	2004+	17461-93J00	REC17461-93J00	CEF500393	24,30	87,00	39,00
DF225	2004+	17461-93J00	REC17461-93J00	CEF500393	24,30	87,00	39,00
DF250	2004+	17461-93J00	REC17461-93J00	CEF500393	24,30	87,00	39,00
DF300	2007+	17461-93J00	REC17461-93J00	CEF500393	24,30	87,00	39,00

# COLAS LOWER UNIT PIEDI

## CUERPOS BOMBA WATER PUMP HOUSING CORPO POMPA D'ACQUA

Ref. R.O.  
REC17411-93901 17411-93901

MOTORES / ENGINES / MOTORI  
DT9.9 / DT15 K1-K4 (2001-04)  
DT9.9K / DT15K-G-Y (1986-00)



Ref. R.O.  
REC17411-94421 17411-94421

MOTORES / ENGINES / MOTORI  
DF40 / DF50X-K10 (1999-10)  
DT20 / DT25 / DT30G-Y (1986-00)  
DT25 / DT30 K1-K2 (2001-02)  
DT40C-W-G-X (1986-99)  
DT40W K1-K4 (2001-04)



## KITS REPARACIÓN BOMBA AGUA WATER PUMP SERVICE KITS KIT RICAMBI POMPE ACQUA

Ref. R.O.  
REC17400-95351 17400-95550, 17400-95350, 17400-95351

MOTORES / ENGINES / MOTORI  
DT75 / DT85J-Y (1988-00)



Ref. R.O.  
REC17400-94701 17400-94700, 17400-94701

MOTORES / ENGINES / MOTORI  
DT55 / DT65J-X (1988-99)



Ref. R.O.  
REC17400-96403 17400-96350, 17400-96403

MOTORES / ENGINES / MOTORI  
DT20 / DT25 / DT30G-Y (1986-00)  
DT40C-W-G-X (1986-99)  
DT25C / DT30C-K-Y (1989-00)



Ref. R.O.  
REC17400-93J01 17400-93J00, 17400-93J01

MOTORES / ENGINES / MOTORI  
DF200 / DF225 / DF250 (2004-12)



Ref. R.O.  
REC17400-98661 17400-98661

MOTORES / ENGINES / MOTORI  
DF4 / DF5 / DF6 (2002-14)



Ref. R.O.  
REC17400-98J01 17400-98J00, 17400-98J01

MOTORES / ENGINES / MOTORI  
DF300AP (2012)  
DF300T/Z (2007-11)



Ref. R.O.  
REC17400-87D11 17400-87D10

MOTORES / ENGINES / MOTORI  
V6H-Y (1987-00)  
DT150 / DT200 / DT225W-K3 (1998-03)



Ref. R.O.  
REC17400-87E04 17400-87E03

MOTORES / ENGINES / MOTORI  
DT90 / DT100L-Y (1990-00)  
DF60 / DF70W-K9 (1998-09)



Ref. R.O.  
REC17400-92D01 17400-92D01, 17400-92D11

MOTORES / ENGINES / MOTORI  
DT8C / DT9.9C-J-V (1988-97)



Ref. R.O.  
REC17400-93951 17400-93950

MOTORES / ENGINES / MOTORI  
DF9.9 / DF15T-K3 (1996-03)  
DT9.9K / DT15K-G-Y (1986-00)  
DT15C (1989-97)



Ref. R.O.  
REC17400-94611 17400-94611

MOTORES / ENGINES / MOTORI  
DT115 / DT140G-Y (1986-00)



Ref.	R.O.
REC17400-90J20	17400-90J11

**MOTORES / ENGINES / MOTORI**  
DF90 / DF100 / DF115K1-K11 (2001-11)  
DF140 (2002-11)

Ref.	R.O.
REC17400-98551	17400-98551

**MOTORES / ENGINES / MOTORI**  
DT5 / DT6 / DT8G-Y (1986-00)  
DT6 / DT8Y-K2 (2000-02)

Ref.	R.O.
REC17400-98652	17400-98652, 17400-98661

**MOTORES / ENGINES / MOTORI**  
DT4 / J4 / DT5Y (1988-02)  
DT4K1 (2001)

### CHAVETA / KEY / CIAVETTA

Ref.	R.O.
REC09420-03005	09420-03005

**MOTORES / ENGINES / MOTORI**  
DT8 (1988-97)      DF8 (2008+)  
DT9.9 (1983-97)      DF9.9 (1983+)  
DT15 (1983-88)      DF15 (1983+)

Ref.	R.O.
REC17462-93990	17462-93990

**MOTORES / ENGINES / MOTORI**  
DT9.9 (1983-87)      DF9.9 (2004-10)  
DT15 (1983-97)      DF15 (2004-10)

### TAPA IMPULSOR IMPELLER PLATE PIASTRA GIRANTE

Ref.	R.O.
REC17471-93902	17471-93902

**MOTORES / ENGINES / MOTORI**  
DF9.9(R)T-K3 (1996-11)  
DF15(R)-K3 (1996-12)  
DT15C (1989-97)  
DT9.9 / DT15K1-K4 (2001-04)  
DT9.9K / DT15K-G-K4 (2001-04)  
DT9.9K / DT15K-G-Y (1986-00)

Ref.	R.O.
REC17471-94401	17471-94401

**MOTORES / ENGINES / MOTORI**  
DF25 / DF30Y-K6 (2000-06)  
DF40 / DF50X-K10 (1999-10)  
DF20 / DF25 / DF30G-Y (1986-00)  
DF25C / DT30C-K-Y (1989-00)  
DT40C-W-G-X (1986-99)  
DT25 / DT30 K1-K2 (2001-02)  
DT40W - K1-K4 (2001-04)

### TAPA BOMBA WATER PUMP PLATE PIASTRA POMPA ACQUA

Ref.	R.O.
REC56130-94413-0EP	56130-94413-0EP

**MOTORES / ENGINES / MOTORI**  
DF40 / DF50X-K10 (1999-10)  
DF40W-K1-K4 (2001-04)

### JUNTA BASE BOMBA CASE PANEL GASKET GUARNIZIONI BASE POMPA

Ref.	R.O.
REC17472-98J00	17472-98J00

**MOTORES / ENGINES / MOTORI**  
DF200 / DF225 / DF250 (2004-15)  
DF300AP-T/Z (2007-12)

### JUNTA COLA DRIVE GASKET GUARNIZIONI PIEDI

Ref.	R.O.
REC17452-93910	17452-93910

**MOTORES / ENGINES / MOTORI**  
DF9.9 / DF15T-K3 (1996-03)  
DT15C (1989-97)  
DT9.9K / DT15K-G-Y (1986-00)  
DT9.9 / DT15 K1-K4 (2001-04)

Ref.	R.O.
REC17472-91J00	17472-91J00

**MOTORES / ENGINES / MOTORI**  
DF4 / DF5 / DF6 (2002-14)

Ref.	R.O.
REC17472-93J00	17472-93J00

**MOTORES / ENGINES / MOTORI**  
DF200 / DF225 / DF250 (2004+)  
DF200A (2015)  
DF150 / DF175T-Z (G) (2006-14)

Ref.	R.O.
REC17472-94510	17472-94510

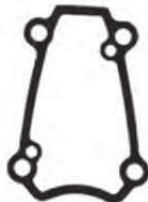
**MOTORES / ENGINES / MOTORI**  
DT115 / DT140G-Y (1986-00)

Ref.	R.O.
REC17472-95310	17472-95310

**MOTORES / ENGINES / MOTORI**  
DT55 / DT65J-X (1988-99)

Ref.	R.O.
REC25142-94520	25142-94520

**MOTORES / ENGINES / MOTORI**  
DT115 / DT140G-Y (1986-00)



Ref.	R.O.
REC17472-98503	17472-98503

**MOTORES / ENGINES / MOTORI**  
DT5 / DF6 / DT8G-Y (1986-00)  
DT6 / DT8Y-K2 (2000-02)



Ref.	R.O.
REC17472-93911	17472-93911

**MOTORES / ENGINES / MOTORI**  
DF9.9 / DF15T-K3 (1996-03)  
DT15C (1989-97)  
DT9.9K / DT15K-G-Y (1986-00)  
DT9.9 / DT15K1-K4 (2001-04)



Ref.	R.O.
REC17472-92D10	17472-92D10

**MOTORES / ENGINES / MOTORI**  
DT8C / DT9.9C-J-V (1988-97)




Ref.	R.O.
REC17472-98611	17472-98611

**MOTORES / ENGINES / MOTORI**  
DT4 / J4 / DT5Y (1988-00)  
DT4K1 (2001)  
DT5Y (1998-02)



Ref.	R.O.
REC55122-94400	55122-88L00

**MOTORES / ENGINES / MOTORI**  
DF40 / DF50X-K10 (1999-10)  
DF40A / DF50A / DF60A (2010+)



**KIT JUNTAS Y RETENES COLA**  
**LOWER UNIT SEAL KITS**  
**KIT GUARNIZIONI E TENUTE PIEDE**

Ref.	R.O.
REC25700-95D01	25700-95D01, 25700-95D00

**MOTORES / ENGINES / MOTORI**  
DF25 / DF30Y-K6 (2000-06)  
DT25C / DT30C-K-Y (1989-00)



Ref.	R.O.
REC25700-88L00	25700-94400, 25700-88400

**MOTORES / ENGINES / MOTORI**  
DF40 / DF50X-K10 (1999-10)  
DF40A / DF50A / DF60A (2010+)



Ref.	R.O.
REC25700-94700	25700-94700

**MOTORES / ENGINES / MOTORI**  
DT55 / DT65J-X (1988-99)



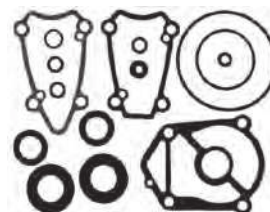
Ref.	R.O.
REC25700-95501	25700-95500

**MOTORES / ENGINES / MOTORI**  
DT75 / DT85J-Y (1988-00)



Ref.	R.O.
REC25700-94500	25700-94500

**MOTORES / ENGINES / MOTORI**  
DT115 / DT140G-Y (1986-00)



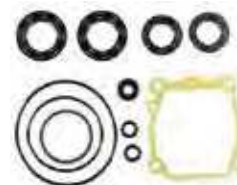
Ref.	R.O.
REC25700-90J01	25700-90J01

**MOTORES / ENGINES / MOTORI**  
DF90 / DF100 / DF115 K1-K11 (2001-11)  
DF115WT / DF140WT-K3 (2003)




Ref.	R.O.
REC25700-92J00	25700-92J00

**MOTORES / ENGINES / MOTORI**  
DF100A / DF115A / DF140A (2013+)  
DF140 (2002-12)



Ref.	R.O.
REC25700-87D00	25700-87D00

**MOTORES / ENGINES / MOTORI**  
DT150 / DT200 / DT225W-K3 (1998-03)  
V6H-Y (1987-00)



Ref.	R.O.
REC25700-93J00	25700-93J00

**MOTORES / ENGINES / MOTORI**  
 DF150 / DF175T/Z (G) (2006-14)  
 DF200 / DF225 / DF250 (2004+)  
 DF200A (2015)



Ref.	R.O.
REC25700-99E00	25700-99E00

**MOTORES / ENGINES / MOTORI**  
 DF40A / DF50A / DF60A (2014+)  
 DF60 / DF70W-K9 (1998-09)



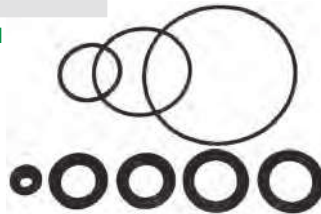
Ref.	R.O.
REC25700-95J00	25700-95J00

**MOTORES / ENGINES / MOTORI**  
 DF20R / DF25 / DF25R-V2 (2006-11)



Ref.	R.O.
REC25700-98J00	25700-98J00

**MOTORES / ENGINES / MOTORI**  
 DF300T/Z (2007-11)



## GUÍA KITS RETENES SEAL KIT APPLICATION GUIDA KIT TENUTE

Modelo Model Modello	AÑO YEAR ANNO	Ref.
DF20R/DF25/DF25R V2	2006-2011	REC25700-95J00
DT25C/DT30C-K-Y	1989-2000	REC25700-95D01
DF25/DF30Y-K6	2000-2006	REC25700-95D01
DF40/DF50X-K10	1999-2010	REC25700-88400
DF40A/DF50A/DF60A	2013+	REC25700-99E00
DF40A/DF50A/DF60A	2010-2012	REC25700-88400
DT55/DT65J-X	1988-1999	REC25700-94700
DF60/DF70W-K9	1998-2009	REC25700-99E00
DT75/DT85J-Y	1988-2000	REC25700-95501
DF90/DF100/DF115K1-K11	2001-2011	REC25700-90J01
DF100A/DF115A/DF140A	2013+	REC25700-92J00
DT115/DT140G-Y	1986-2000	REC25700-94500
DF115WT/DF140WT-K3	2003-2003	REC25700-90J01
DF140	2002-2012	REC25700-92J00
DF150/DF175T-Z(G)	2006-2014	REC25700-93J00
DT150/DT200/DT225W-K3	1998-2003	REC25700-87D00
DF200A	2015+	REC25700-93J00
DF200/DF225/DF250	2004+	REC25700-93J00
V6H-Y	1987-2000	REC25700-87D00
DF300T/Z	2007-2011	REC25700-98J00

## ARANDELA PIÑÓN ATAQUE WASHER GEAR RONDELLA PIGNONE INNESTO

Ref.	R.O.
REC09160-26015	09160-26015

**MOTORES / ENGINES / MOTORI**  
 DF40 / DF50X-K10 (1999-10)  
 DF40C-W-G-X (1986-99)  
 DF40W-K1-K4 (2001-04)

26.2 x 42 x 4.0 mm



Ref.	R.O.
REC09160-21009	09160-21009

**MOTORES / ENGINES / MOTORI**  
 DF8A / DF8AR / DF9.9A / DF9.9AR (2010+)  
 DF9.9 / DF15T-K3 (1996-03)  
 DF15 (2012)  
 DF9.9 / DF15(R) (2004-11)  
 DF9.9B / DF15A / DF20A (2013)  
 DT9.9K / DT15G-Y (1986-00)  
 DT15C (1989-97)  
 DT9.9 / DT15K1-K4 (2001-04)

21 x 35 x 2.75 mm



Ref.	R.O.
REC09160-20027	09160-20027

**MOTORES / ENGINES / MOTORI**  
 DF9.9 (2004-10)  
 DT/DF15 (1983-2015)  
 DF20 (2011-2015)



## GRUESO PIÑÓN ATAQUE SHIM GEAR SPESSORE PIGNONE INNESTO

Ref.	R.O.
REC09160-20041	09160-20041 T:1.0

**MOTORES / ENGINES / MOTORI**  
 DT9.9 (1983-87)  
 DT15 (1983-97)



Ref.	R.O.
REC09160-20042	09160-20042 T:1.1
REC09160-20043	09160-20043 T:1.2
REC09160-20044	09160-20044 T:0.7

**MOTORES / ENGINES / MOTORI**  
 DF8A / DF8AR / DF9.9A / DF9.9AR (2010+)  
 DF9.9 / DF15T-K3 (1996-03)  
 DF15 (2012)  
 DF9.9 / DF15(R) (2004-11)  
 DF9.9B / DF15A / DF20A (2013)  
 DT9.9K / DT15G-Y (1986-00)  
 DT15C (1989-97)  
 DT9.9 / DT15K1-K4 (2001-04)



## TUERCA VARILLA CAMBIO TURNBUCKE, CATCH ROD DADO ASTA CAMBIO

Ref.	R.O.
REC23311-95DL0	

**MOTORES / ENGINES / MOTORI**  
 DF25 / DF30Y-K6 (2000-06)  
 DF40 / DF50X-K10 (1999-10)  
 DF9.9 / DF15T-K3 (1996-03)  
 DF9.9 / DF15 (R) (2004-11)  
 DT9.9 / DT40



## EXTREMO SELECTOR ARM, CLUTCH ROD SELETTORE

Ref. R.O.  
REC23211-94401

### MOTORES / ENGINES / MOTORI

DT25C / DT30C-K-Y (1989-00)  
DT40C-W-G-X (1986-99)  
DT40W-K1K4 (2001-04)



## KIT CIERRE HÉLICES PROP NUT KITS KIT CHIUSURA ELICA

Ref. R.O.  
REC57630-96300

### MOTORES / ENGINES / MOTORI

DF20R / DF25 / DF25R V2 (2006-11)  
DF25 / DF30Y-K6 (2000-06)  
DT20 / DT25 / DT30G-Y (1986-00)  
DT25 / DT30K1-K2 (2001-02)  
DT25C / DT30C-K-Y (1989-00)



Ref. R.O.  
REC57630-94500

### MOTORES / ENGINES / MOTORI

DF40A / DF50A / DF60A (2014)  
DF60 / DF70W-K9 (1998-09)  
DT75 / DT85J-Y (1988-00)  
DT90 / DT100L-Y (1990-00)  
DT115 / DT140G-Y (1986-00)



Ref. R.O.  
REC57630-94300

### MOTORES / ENGINES / MOTORI

DF40 / DF50X-K10 (1999-10)  
DF40A / DF50A / DF60A (2010-15)  
DT40C-W-G-X (1986-99)  
DT40W-K1-K4 (2001-04)  
DT55 / DT65J-X (1988-99)



Ref. R.O.  
REC57630-92E00

### MOTORES / ENGINES / MOTORI

DF150 / DF175Z-T(G) (2006-14)  
DF200 / DF225 / DF250 (2004+)  
DF200A (20015+)  
DF300A-T-Z (2007-12)  
DF150 / DT200 / DT225W-K3 (1998-03)  
V6 H-Y (1987-00)



## CASQUILLO BASCULANTE BUSH, SWIVEL TAPO GIREVOLE

Ref. R.O.  
REC43211-87JL0

### MOTORES / ENGINES / MOTORI

DF8 (2010+)  
DF9.9 (2004+)  
DF15 (2004+)  
DF20 (2011+)



Ref. R.O.  
REC43211-94401

### MOTORES / ENGINES / MOTORI

DF15 (1989-97) DF9.9 (2006-10)  
DT35 (1986-89) DF15 (2004-10)  
DT40 (1986-98) DF25 (2000-07)  
DF30 (2000-07)  
DF40 (1999-10)  
DF50 (1999-10)



## GUÍA PIEZAS COLA STERN DRIVE COMPONENTS APPLICATIONS GUIDA RICAMBI PIEDE

MODELO MODEL MODELLO	DESDE FROM DELL' ANNO	HASTA TO ALL' ANNO	PIÑÓN ATAQUE GEAR PIGNONE INNESTO	PIÑÓN AVANTE GEAR FORWARD PIGNONE MARCIA AVANTI	PIÑÓN M. ATRÁS GEAR REVERSE PIGNONE MAR. INDIETRO	PIÑÓN M. ATRÁS GEAR REVERSE PIGNONE MAR. INDIETRO	EJE HÉLICE PROPELLER SHAFT ASSE ELICA	"L" EJE VERTICAL DRIVESHAFT ASSEMBLY ASSE VERT.	"S" EJE VERTICAL DRIVESHAFT ASSEMBLY ASSE VERT.	DIÁBOLO CARRIER INGRANAGGI
DT2	1986	2000	REC57311-98400							
DT2.2 K1-K5	2001	2005	REC57311-98400							
DT 9.9K DT15 K-G-Y	1986	2000	REC57311-93901	REC57510-93902	REC57521-93902		REC57610-93901	REC57100-93902	REC57100-93912	REC56120-93900
DT9.9 DT15 K1-K4	2001	2004	REC57311-93910	REC57510-93910	REC57521-93910		REC57610-93901	REC57100-93902	REC57100-93912	REC56120-93900
DF9.9 DF15T-K3	1996	2003	REC57311-93910	REC57510-93910	REC57521-93910		REC57610-93901	REC57100-93902	REC57100-93912	REC56120-93901
DF9.9 DF15 R	2004	2011	REC57311-93910	REC57510-93910	REC57521-93910		REC57610-93901	REC57100-93902	REC57100-93912	REC56120-93901
DT 15 C	1989	1997	REC57311-93901	REC57510-93902	REC57521-93902		REC57610-93901			REC56120-93900
DF 15	2012	2012					REC57610-93901	REC57100-93902	REC57100-93912	
DT20 DT25 DT30 G-Y	1986	2000	REC57311-96311	REC57510-89J00	REC57521-96312					
DT25 C DT30 C-K-Y	1989	2000	REC57311-96311	REC57510-89J00	REC57521-96312					
DT25 DT30 K1-K2	2001	2002	REC57311-96320	REC57510-89J00	REC57521-89J00					
DF25 DF30 Y-K6	2000	2006	REC57311-96320	REC57510-89J00	REC57521-89J00					
DT40C-W-G-X	1986	1999	REC57311-94402	REC57510-94402	REC57521-94400			REC57110-94441	REC57110-94411	
DT40W-K1-K4	2001	2004	REC57311-94402	REC57510-94402	REC57521-94400			REC57110-94441	REC57110-94411	
DF40 DF50X-K10	1999	2010				REC57621-94403				

# GUÍA MANTENIMIENTO MAINTENANCE GUIDE GUIDA DI MANUTENZIONE

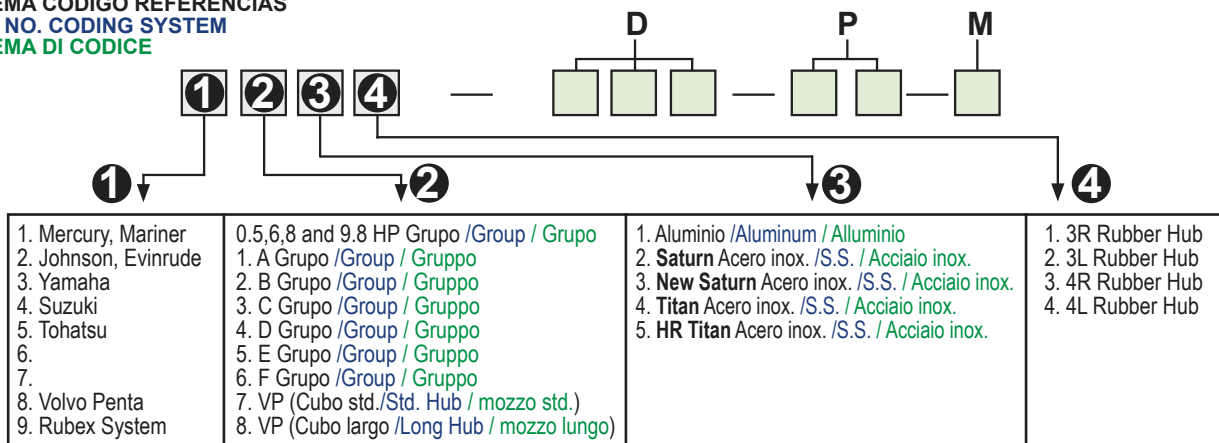
Modelo Model Modello	DESCRIPCIÓN	DESCRIPTION	DESCRIZIONE	Unidades Units Unità	Ref.
DF4 DF5 DF6	BUJÍA	SPARK PLUG	CANDELE	1	NGKBPR6ES
	ÁNODO	ANODE DRIVE	ANODO	1	CM55321-87J00
	IMPULSOR	IMPELLER	GIRANTE	1	REC17461-98503
	FILTRO COMBUSTIBLE	FUEL FILTER	FILTRO BENZINA	1	REC15410-98500
DF8A DF9.9A	BUJÍA	SPARK PLUG	CANDELE	2	NGKCR6E
	ÁNODO BLOQUE	ANODE ENGINE	ANODO MOTORE	1	CM55321-87J00
	IMPULSOR	IMPELLER	GIRANTE	1	REC17461-93903
	FILTRO COMBUSTIBLE	FUEL FILTER	FILTRO BENZINA	1	REC15410-98500
	FILTRO ACEITE	OIL FILTER	FILTRO OLIO	1	REC16510-05240
DF15A DF20A	BUJÍA	SPARK PLUG	CANDELE	2	NGKCP6EA-9
	BUJÍA	SPARK PLUG	CANDELE	1	REC17461-93903
	ÁNODO BLOQUE	ANODE ENGINE	ANODO MOTORE	2	CM55321-87J00
	FILTRO ACEITE	OIL FILTER	FILTRO OLIO	1	REC16510-05240
DF25	BUJÍA	SPARK PLUG	CANDELE	2	NGKBKR6E
	ÁNODO BLOQUE	ANODE ENGINE	ANODO MOTORE	4	CM55321-87J00
	ÁNODO COLA	ANODE DRIVE	ANODO PIEDE	1	CM55125-96310
	IMPULSOR	IMPELLER	GIRANTE	1	REC17461-96312
	FILTRO COMBUSTIBLE	FUEL FILTER	FILTRO BENZINA	1	REC15410-87J30
	FILTRO ACEITE	OIL FILTER	FILTRO OLIO	1	REC16510-87J00
DF40 DF50	BUJÍA	SPARK PLUG	CANDELE	3	NGKDCPR6E
	ÁNODO BLOQUE	ANODE ENGINE	ANODO MOTORE	5	CM55321-87J00
	ÁNODO COLA	ANODE DRIVE	ANODO PIEDE	1	CM55125-95500
	ZINC TRANSOM	ANODE TRANSOM	ANODO ZINCO TRANSOM	2	TEN01204
	IMPULSOR	IMPELLER	GIRANTE	1	REC17461-96312
	FILTRO COMBUSTIBLE	FUEL FILTER	FILTRO BENZINA	1	REC15410-87J30
	FILTRO COMUSTIBLE ALTA	FUEL FILTER HIGH	FILTRO BENZINA ALTA	1	REC15410-87J00
	FILTRO ACEITE	OIL FILTER	FILTRO OLIO	1	REC16510-87J00
DF40A DF50A	BUJÍA	SPARK PLUG	CANDELE	3	NGKDCPR6E
	ÁNODO BLOQUE	ANODE ENGINE	ANODO MOTORE	5	CM55321-87J00
	ÁNODO COLA	ANODE DRIVE	ANODO PIEDE	1	CM55300-95500
	ZINC TIMÓN	TRIM TAB ANODE	ANOD ZINCO TRIM TAB	1	TEN01207
	ZINC TRANSOM	ANODE TRANSOM	ANODO ZINCO TRANSOM	1	TEN01214
	IMPULSOR	IMPELLER	GIRANTE	1	REC17461-96312
	FILTRO ACEITE	OIL FILTER	FILTRO OLIO	1	REC16510-87J00
DF60 DF70	BUJÍA	SPARK PLUG	CANDELE	4	NGKBPR6ES
	ÁNODO BLOQUE	ANODE ENGINE	ANODO MOTORE	2	CM55321-87J00
	ÁNODO COLA	ANODE DRIVE	ANODO PIEDE	1	CM55321-90J01
	ZINC TRANSOM	ANODE TRANSOM	ANODO ZINCO TRANSOM	1	TEN01214
	ZINC CAÑA	ANODE HOUSING	ANODO ZINCO CORPO	1	TEN01204
	IMPULSOR	IMPELLER	GIRANTE	1	REC17461-87E12
	FILTRO COMBUSTIBLE	FUEL FILTER	FILTRO BENZINA	1	REC15410-87J30
	FILTRO ACEITE	OIL FILTER	FILTRO OLIO	1	REC16510-87J00
DF60A	BUJÍA	SPARK PLUG	CANDELE	3	NGKDCPR6E
	ÁNODO COLA	ANODE DRIVE	ANODO PIEDE	1	CM55125-95500
	ZINC TRANSOM	ANODE TRANSOM	ANODO ZINCO TRANSOM	1	TEN01214
	ZINC CAÑA	ANODE HOUSING	ANODO ZINCO CORPO	1	CM55300-95500
	IMPULSOR	IMPELLER	GIRANTE	1	REC17461-96312
	FILTRO COMBUSTIBLE	FUEL FILTER	FILTRO BENZINA	1	REC15410-87L00
	FILTRO ACEITE	OIL FILTER	FILTRO OLIO	1	REC16510-87J00

Modelo Model Modello	DESCRIPCIÓN	DESCRIPTION	DESCRIZIONE	Unidades Units Unità	Ref.
DF70A DF80A DF90A	BUJÍA	SPARK PLUG	CANDELE	4	NGKDCPR6E
	ÁNODO COLA	ANODE DRIVE	ANODO PIEDE	1	CM55321-90J01
	ZINC TRANSOM	ANODE TRANSOM	ANODO ZINCO TRANSOM	1	TEN01214
	ÁNODO BLOQUE	ANODE ENGINE	ANODO MOTORE	4	CM55321-87J00
	IMPULSOR	IMPELLER	GIRANTE	1	REC17461-87E12
	FILTRO ACEITE	OIL FILTER	FILTRO OLIO	1	REC16510-90J00
DF90 DF100 DF115	BUJÍA	SPARK PLUG	CANDELE	4	NGKBKR6E
	ÁNODO COLA	ANODE DRIVE	ANODO PIEDE	1	CM55321-90J01
	ZINC TRANSOM	ANODE TRANSOM	ANODO ZINCO TRANSOM	1	TEN01214
	ÁNODO BLOQUE	ANODE ENGINE	ANODO MOTORE	4	CM55321-87J00
	IMPULSOR	IMPELLER	GIRANTE	1	REC17461-90J01
	FILTRO COMBUSTIBLE	FUEL FILTER	FILTRO BENZINA	1	REC15410-87J30
	FILTRO ACEITE	OIL FILTER	FILTRO OLIO	1	REC16510-82703
DF140	BUJÍA	SPARK PLUG	CANDELE	4	NGKBKR6E
	ÁNODO COLA	ANODE DRIVE	ANODO PIEDE	1	CM55321-90J01
	ZINC TRANSOM	ANODE TRANSOM	ANODO ZINCO TRANSOM	1	TEN01214
	ÁNODO BLOQUE	ANODE ENGINE	ANODO MOTORE	4	CM55321-87J00
	IMPULSOR	IMPELLER	GIRANTE	1	REC17461-90J01
	FILTRO COMBUSTIBLE	FUEL FILTER	FILTRO BENZINA	1	REC15410-87J30
	FILTRO ACEITE	OIL FILTER	FILTRO OLIO	1	REC16510-82703
DF100A DF115A DF140A	BUJÍA	SPARK PLUG	CANDELE	4	NGKBKR6E
	ÁNODO COLA	ANODE DRIVE	ANODO PIEDE	1	CM55321-90J01
	ZINC TRANSOM	ANODE TRANSOM	ANODO ZINCO TRANSOM	1	TEN01214
	ÁNODO BLOQUE	ANODE ENGINE	ANODO MOTORE	7	CM55321-87J00
	IMPULSOR	IMPELLER	GIRANTE	1	REC17461-90J01
	FILTRO ACEITE	OIL FILTER	FILTRO OLIO	1	REC16510-93J00
DF150 DF175	BUJÍA	SPARK PLUG	CANDELE	4	NGKBKR6E
	ÁNODO COLA	ANODE DRIVE	ANODO PIEDE	2	TEN01204
	ZINC TRANSOM	ANODE TRANSOM	ANODO ZINCO TRANSOM	1	TEN01214
	ÁNODO BLOQUE	ANODE ENGINE	ANODO MOTORE	5	CM55321-87J00
	IMPULSOR	IMPELLER	GIRANTE	1	REC17461-90J01
	FILTRO COMBUSTIBLE	FUEL FILTER	FILTRO BENZINA	1	REC15410-96J00
	FILTRO ACEITE	OIL FILTER	FILTRO OLIO	1	REC16510-96J00
DF200 DF225 DF250	BUJÍA	SPARK PLUG	CANDELE	6	NGKBKR6E
	ÁNODO COLA	ANODE DRIVE	ANODO PIEDE	3	TEN01204
	ZINC TRANSOM	ANODE TRANSOM	ANODO ZINCO TRANSOM	1	TEN01214
	ÁNODO BLOQUE	ANODE ENGINE	ANODO MOTORE	7	CM55321-87J00
	IMPULSOR	IMPELLER	GIRANTE	1	REC17461-93J00
	FILTRO COMBUSTIBLE	FUEL FILTER	FILTRO BENZINA	1	REC65L-24563-00
	FILTRO ACEITE	OIL FILTER	FILTRO OLIO	1	REC16510-96J00
DF300	BUJÍA	SPARK PLUG	CANDELE	6	NGKBKR6E
	ÁNODO COLA	ANODE DRIVE	ANODO PIEDE	2	TEN01204
	ZINC TRANSOM	ANODE TRANSOM	ANODO ZINCO TRANSOM	1	TEN01214
	ÁNODO BLOQUE	ANODE ENGINE	ANODO MOTORE	6	CM55321-87J00
	IMPULSOR	IMPELLER	GIRANTE	1	REC17461-93J00
	FILTRO COMBUSTIBLE	FUEL FILTER	FILTRO BENZINA	1	REC65L-24563-00
	FILTRO ACEITE	OIL FILTER	FILTRO OLIO	1	REC16510-96J00

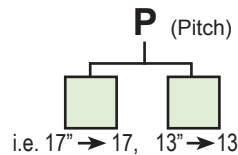
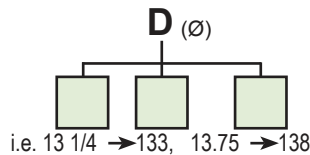


# HÉLICES ALUMINO E INOXIDABLES DE 3 Y 4 PALAS 3 & 4 BLADE ALUMINUM & STAINLESS STEEL PROPELLERS ELICHE ALLUMINIO E INOX DA 3 E 4 PALE

SISTEMA CODIGO REFERENCIAS  
PART NO. CODING SYSTEM  
SISTEMA DI CODICE



Ejemplo  
Note  
Esempio



## SOLAS AMITA 3

- Hélices de aluminio de 3 palas con núcleo de goma de gran resistencia.
- 3 blade aluminum propeller with heavy duty rubber hub.
- Eliche di alluminio a 3 pale con mozzo in gomma ad alta resistenza.



## SOLAS AMITA 4

- Hélices de aluminio de 4 palas con núcleo de goma de gran resistencia.
- Van muy suaves a poca velocidad y hace el barco muy manejable con la mar picada.
- 4 Blade aluminum propeller with heavy duty rubber hub.
- Smoother low speed makes the offshore boating activity much easier.
- Eliche di alluminio a 4 pale con mozzo in gomma ad alta resistenza.
- Molto morbido a bassa velocità e rende la barca molto maneggevole con mare cattivo.



## SOLAS NEW SATURN PROP

- Hélices de acero inoxidable de 3 palas.
- Ofrece buena aceleración y rendimiento.
- Tamaño más pequeño que ofrece un diámetro extragrande.
- Three blade stainless steel propeller.
- Offers good acceleration & all-round performance.
- Smaller pitch sizes offered in extra large diameter with increased blade area.
- Eliche di acciaio inox a 3 pale.
- Buona accelerazione.
- Piccole dimensioni che offre un più grande diametro.



## SOLAS LEXOR PROPELLER

- Hélices de acero inoxidable de 3 palas.
- Gran diámetro del área de las palas para barcos pesados.
- Gran rendimiento en alta velocidad sin sacrificar las velocidades medias.
- Excelente ahorro de combustible.
- Three blade stainless steel propeller.
- Large diameter and blade area for big boat loads.
- Great high speed performance without sacrificing mid-range speeds.
- Excellent fuel economy.
- Eliche di acciaio inox a 3 pale.
- Grande diametro delle pale per imbarcazioni pesanti.
- Grandi prestazioni ad alta velocità senza sacrificare velocità medie.
- Eccellente risparmio di carburante.



## SOLAS HR TITAN 3 PROP

- Hélice de acero inoxidable de 3 palas.
- Alto rendimiento para cascos de alta velocidad.
- La inclinación de la hoja proporciona un excelente elevación de proa y aceleración.
- El diseño de copa grande aumenta la mordida y reduce el deslizamiento.
- Three blade stainless steel propeller.
- Performance prop for high speed planning hulls.
- High rake blade design provides excellent bow lift and acceleration.
- Heavy cup design increases bite and reduces slip.
- Eliche di acciaio inox a 3 pale.
- Ad alte prestazioni per scafi ad alta velocità.
- Il passo della pala fornisce un'eccellente elevazione e accelerazione.
- Il disegno aumenta le prestazioni e riduce lo slittamento.



# GUÍA DE HéLICES ALUMINO E INOXIDABLES DE 3 Y 4 PALAS 3 & 4 BLADE ALUMINUM & STAINLESS STEEL PROPELLERS APLICATION GUIDA Eliche ALLUMINIO E INOX DA 3 E 4 PALE

HP	R.O. OEM	B	D	P	R	TIPO TYPE	ALUMINIO ALUMINIUM ALLUMINIO		INOX STAINLESS STEEL		
							AMITA 3	AMITA 4	NEW SATURN	LEXOR	HR TITAN 3
DF4, DF5, DF6 (2004+)		3	8	7	R	ALUM.	SOL4011-079-07S				
10 Estrías / tooth spline / denti											
DT9.9 / DT15 (1983-97)		3	9.25	7	R	ALUM.	SOL4111-093-07A				
DF8 (2010+)		3	9.25	8	R	ALUM.	SOL4111-093-08A				
DF9.9 / DF15 (1996+)		3	9.25	9	R	ALUM.	SOL4111-093-09A				
DF20 (2013+)		3	9.25	10	R	ALUM.	SOL4111-093-10A				
10 Estrías / tooth spline / denti		3	9.25	11	R	ALUM.	SOL4111-093-11A				
		3	9.25	12	R	ALUM.	SOL4111-093-12A				
DT20, 25, 25C	58100-96410-019	3	10 1/4	10	R	ALUM.	SOL4211-110-09				
DT30, 30C	58100-96420-019	3	10 1/4	11	R	ALUM.	SOL4211-105-11				
DF25, 30	58100-96430-019	3	10 1/4	12	R	ALUM.	SOL4211-103-12				
	58100-96440-019	3	10 1/4	13	R	ALUM.	SOL4211-101-13				
Thru-Hub	58100-95D00-019	3	10 1/4	14	R	ALUM.	SOL4211-100-14				
10 Estrías / tooth spline / denti	58100-96460-019	3	10 1/4	15	R	ALUM.	SOL4211-100-15				
DT35, DT40, DT50,	58100-94302-019	3	11 1/2	9	R	ALUM.	SOL4311-121-09				
DT55, DT60, DT65,	58100-95212-019	3	11 1/2	10	R	ALUM.	SOL4311-120-10				
DF40, DF50, DF60	58100-95222-019	3	11 1/2	11	R	ALUM.	SOL4311-118-11				
(2010+)	58100-95393-019	3	11 5/8	12	R	ALUM.	SOL4311-116-12				
	58100-94313-019	3	11 1/2	13	R	ALUM.	SOL4311-116-13				
13 Estrías / tooth spline / denti	58100-95353-019	3	11 3/8	14	R	ALUM.	SOL4311-116-14				
	58100-95363-019	3	11	15	R	ALUM.	SOL4311-110-15				
		3	14	11	R	ALUM.	SOL4411-140-11				
		3	13 3/4	13	R	ALUM.	SOL4411-138-13	SOL4413-133-13			
	58100-94500-019	3	13 1/2	15	R	V1500	SOL4411-135-15	SOL4413-130-15	SOL4431-135-15		
	58100-94512-019	3	13 1/4	17	R	V1700	SOL4411-133-17	SOL4413-128-17	SOL4431-133-17		
	58100-94522-019	3	13	19	R	V1900	SOL4411-130-19	SOL4413-125-19	SOL4431-130-19		
DT75, DT85, DT90	58100-94532-019	3	13	21	R	V2100	SOL4411-130-21	SOL4413-125-21	SOL4431-130-21		
DT100, DT115, DT140	58100-95511-019	3	13 1/4	17	R	U1700			SOL2431-135-15		
DF60, DF70 (1998-08)	58100-95521-019	3	13	19	R	U1900			SOL2431-133-17		
	58100-95530-019	3	13	21	R	U2100			SOL2431-130-19		
Thru-hub	58100-94554-019	3	13 1/2	15	R	S.S.			SOL4431-135-15		
13 Estrías / tooth spline / denti	58100-94581-019	3	13 1/4	17	R	S.S.			SOL4431-133-17		
	58100-94561-019	3	13	19	R	S.S.			SOL4431-130-19		
	58100-94571-019	3	13	21	R	S.S.			SOL4431-130-21		
	99105-00100-16P	3	13 1/4	16	R	S.S.			SOL4431-135-15		
	99105-00100-18P	3	13 1/4	18	R	S.S.			SOL4431-133-17		
	99105-00100-20P	3	13 1/4	20	R	S.S.			SOL4431-130-19		
	99105-00100-22P	3	13 1/4	22	R	S.S.			SOL4431-133-17		
	99105-00100-24P	3	13 1/4	22	R	S.S.			SOL4431-130-19		
DF70A, DF80A	58100-90J40-019	3	15	15	R	ALUM.		SOL3413-138-15			
DF90, DF115, DF140	58100-90J00-019	3	14 3/4	17	R	ALUM.	SOL3411-139-17	SOL3413-138-17			SOL3451-139-17
	58100-90J10-019	3	14 1/2	19	R	ALUM.	SOL3411-139-19	SOL3413-138-19			SOL3451-139-19
4 Tiempos 15 Estrías	58100-90J20-019	3	14 1/4	21	R	ALUM.	SOL3411-139-21	SOL3413-138-21			SOL3451-139-21
4 Stroke 15 tooth spline	58100-90J22-019	3	14	23	R	ALUM.					SOL3451-139-23
4 Tempi 15 denti	99105-00700-18P	3	18	18	R	S.S.					SOL3451-139-17
Thru-hub	99105-00700-18P	3	18	18	L	S.S.					SOL3452-139-19
	99105-00700-20P	3	20	20	R	S.S.					SOL3451-139-19
	99105-00700-20P	3	2	2	L	S.S.					SOL3452-139-19
	99105-00700-22P	3	22	22	R	S.S.					SOL3451-139-21
	99105-00700-22P	3	22	22	L	S.S.					SOL3452-139-21
	99105-00700-24P	3	24	24	R	S.S.					SOL3451-139-23
DT150, DT175, DT200	58200-87D61-019	3	14 1/2	16	R	S.S.		SOL4513-148-15			SOL4551-148-16
DT225	58200-87D62-019	3	14 1/2	16	L	S.S.					SOL4552-148-16
	58200-87D01-019	3	14 1/2	18	R	S.S.		SOL4513-145-17			SOL4551-148-18
	58200-87D02-019	3	14 1/2	18	L	S.S.					SOL4552-148-18
	58200-87D11-019	3	14 1/2	20	R	S.S.		SOL4513-143-19			SOL4551-148-20
	58200-87D12-019	3	14 1/2	20	L	S.S.					SOL4552-148-20
	58200-87D21-019	3	14 1/2	22	R	S.S.		SOL4513-140-21			SOL4551-143-22
	58200-87D22-019	3	14 1/2	22	L	S.S.					SOL4552-143-22
15 Estrías / tooth spline / denti	99105-00200-16P	3	15-14 1/4	15-16	R	S.S.	SOL4511-150-15				SOL4551-148-16
Thru-hub	99105-0020L-16P	3	15-14 1/4	15-16	L	S.S.	SOL4512-150-15				SOL4552-148-16
	99105-00200-18P	3	14.8-14 1/4	18	R	S.S.	SOL4511-148-17				SOL4551-148-18
	99105-0020L-18P	3	14.8-14 1/4	18	L	S.S.	SOL4512-148-17				SOL4552-148-18
	99105-00200-20P	3	14.5-14 1/4	20	R	S.S.	SOL4511-145-19				SOL4551-148-20
	99105-0020L-20P	3	14.5-14 1/4	20	L	S.S.	SOL4512-145-19				SOL4552-148-20
	99105-00200-22P	3	14.3-14 1/4	22	R	S.S.	SOL4511-143-21				SOL4551-143-22
	99105-0020L-22P	3	14.3-14 1/4	22	L	S.S.	SOL4512-143-21				SOL4552-143-22
	99105-00200-24P	3	14.2-14 1/4	23-24	R	S.S.	SOL4511-142-23				SOL4551-140-24
	99105-0020L-24P	3	14.2-14 1/4	23-24	L	S.S.	SOL4512-142-23				SOL4552-140-24
		3	15.8	15	R	ALUM.	SOL4511-150-15				
		3	15.8	15	L	ALUM.	SOL4512-158-15				
		3	15.5	17	R	ALUM.	SOL4511-155-17				
		3	15.5	17	L	ALUM.	SOL4512-155-17				
		3	15 3/8	18	R	ALUM.				SOL4571-154-18	
		3	15 3/8	18	L	ALUM.				SOL4572-154-18	
DF150, DF175, DF200,		3	15.3	19	R	ALUM.	SOL4511-153-19				
DF225, DF250, DF300		3	15.3	19	L	ALUM.	SOL4512-153-19				
15 Estrías / tooth spline / denti		3	15 1/8	20	R	ALUM.				SOL4571-151-20	
		3	15 1/8	20	L	ALUM.				SOL4572-151-20	
		3	15.3	21	R	ALUM.	SOL4511-153-21				
		3	15.3	21	L	ALUM.	SOL4512-153-21				
		3	14 7/8	22	R	ALUM.				SOL4571-149-22	
		3	14 7/8	22	L	ALUM.				SOL4572-149-22	
		3	14 3/4	23	R	ALUM.				SOL4571-148-23	
		3	14 3/4	23	L	ALUM.				SOL4572-148-23	

B= PALAS / Blades / Pale

D= DIÁMETRO / Diametre / Diametro

R=ROTACIÓN / Rotation / Rotazione

(R) Derecha / Right / DX,

(L) Izquierda / Left / SX

SUZUKI

RECAMBIOS  
MARINOS S.L.

**GUÍA DE NÚCLEOS  
HUB KIT APLICACION CHAST  
GUIDA MOZZI INTERCAMBIABILI**



RUBEX

MODELO MODEL MODELLO	REF. KIT	MODELO HÉLICE PROPELLER TYPE MODELLO ELICA
DT50, 50M (1983-84) DT55 (1985-97) DT60 (1983-84) DT65 (1985-97) 13 Estrias / tooth spline / Scalanature	RBX-115	C
DF70A, DF80A, DF90A (4T/ strokes) (2009+) 15 Estrias / tooth spline / Scalanature	RBX-150	D
DF90, DF115 (4T/ strokes) (2001+) 15 Estrias / tooth spline / Scalanature	RBX-125	D
DF140 (4T/ strokes) (2001+) 15 Estrias / tooth spline / Scalanature	RBX-126	D
75-140 HP DF60/ DF70 (1979+) 13 Estrias / tooth spline / Scalanature	RBX-110	D
DT150-225 HP (2T/ strokes) (1986+) DF150-300 HP 15 Estrias / tooth spline / Scalanature	RBX-104	E

**GUÍA HÉLICES ALUMINIO  
PROPELLERS ALUMINUM CHART  
GUIDA ELICHE ALLUMINIO**

Modelo / Model / Modello <b>C</b> 30-75 H.P. 3 PALAS / 3 BLADE / 3 PALE				
B	D	P	R	Ref.
3	12.1	9	R	SOL9311-121-09
3	12	10	R	SOL9311-120-10
3	11.6	11	R	SOL9311-116-11
3	11.4	12	R	SOL9311-114-12
3	11.1	13	R	SOL9311-111-13
3	11.1	14	R	SOL9311-111-14
3	11	15	R	SOL9311-110-15

Modelo / Model / Modello <b>D</b> 40-14 H.P. 3 PALAS / 3 BLADE / 3 PALE				
B	D	P	R	Ref.
3	14	9	R	SOL9411-140-09
3	14	11	R	SOL9411-140-11
3	13.75	13	R	SOL9411-138-12
3	13.5	15	R	SOL9411-135-15
3	13.25	17	R	SOL9411-133-17
3	13.2	19	R	SOL9411-132-19
3	13.2	21	R	SOL9411-132-21

Modelo / Model / Modello <b>E</b> 135-350 H.P. 3 PALAS / 3 BLADE / 3 PALE				
B	D	P	R	Ref.
3	15.5	11	R	SOL9511-155-11
3	15.3	13	R	SOL9511-153-13
3	16	13	R	SOL9511-160-13
3	15	15	R	SOL9511-150-15
3	15	15	L	SOL9511-150-15
3	14.8	17	R	SOL9511-148-17
3	14.8	17	L	SOL9511-148-17
3	14.5	19	R	SOL9511-145-19
3	14.5	19	L	SOL9511-145-19
3	14.3	21	R	SOL9511-143-21
3	14.3	21	L	SOL9511-143-21



RUBEX

Hélice de aluminio con núcleo intercambiable (no incluido).  
Aluminium interchangeable hub propellers (not included).  
Eliche in alluminio con mozzo intercambiabile (non incluso).

## GUÍA HÉLICES INOX. STAINLESS STEEL PROPELLERS APPLICATION CHART GUIDA ELICHE INOX

### Modelo / Model / Modello **C** 30-75 H.P. 3 PALAS / 3 BLADE / 3 PALE

B	D	P	R	Ref.
3	11 5/8	11	R	SOL9331-116-11
3	11 3/8	12	R	SOL9331-114-12
3	11 1/8	13	R	SOL9331-111-13
3	11 1/8	14	R	SOL9331-111-14
3	11	15	R	SOL9331-110-15

### Modelo / Model / Modello **D** 40-14 H.P. 3 PALAS / 3 BLADE / 3 PALE

B	D	P	R	Ref.
3	13 3/4	13	R	SOL9431-138-13
3	13 3/4	13	L	SOL9432-138-13
3	13 1/2	15	R	SOL9431-135-15
3	13 1/2	15	L	SOL9432-135-15
3	13 1/4	17	R	SOL9431-133-17
3	13 1/4	17	L	SOL9432-133-17
3	13	19	R	SOL9431-130-19
3	13	19	L	SOL9432-130-19
3	13	21	R	SOL9431-130-21

### Modelo / Model / Modello **E** 90-140 H.P. 3 PALAS / 3 BLADE / 3 PALE

B	D	P	R	Ref.
3	14 1/2	15	R	SOL9531-145-15
3	14 1/2	15	L	SOL9532-145-15
3	14 1/4	17	R	SOL9531-143-17
3	14 1/4	17	L	SOL9532-143-17
3	14	19	R	SOL9531-140-19
3	14	19	L	SOL9532-140-19
3	14	21	R	SOL9531-140-21
3	14	21	L	SOL9532-140-21
3	14	23	R	SOL9531-140-23
3	14	23	L	SOL9532-140-23

### Modelo / Model / Modello **E** 135-350 H.P. 3 PALAS / 3 BLADE / 3 PALE

B	D	P	R	Ref.
3	15 3/4	15	R	SOL9571-158-15
3	15 3/4	15	L	SOL9572-158-15
3	15 1/2	17	R	SOL9571-155-17
3	15 1/2	17	L	SOL9572-155-17
3	15 1/4	19	R	SOL9571-153-19
3	15 1/4	19	L	SOL9572-153-19
3	15	21	R	SOL9571-153-21
3	15	21	L	SOL9572-153-21
3	14 3/4	23	R	SOL9571-148-23
3	14 3/4	23	L	SOL9572-148-23
3	14 1/2	25	R	SOL9571-145-25
3	14 1/2	25	L	SOL9572-145-25

# RUBEX



Hélice de acero inox. con núcleo intercambiable (no incluido).  
Stainless steel interchangeable hub propellers (not included).  
Eliche di acciaio inox con mozzo intercambiabile (non incluso).

**SUZUKI**